


Mini Smart RW03



Mini Smart RW03

Wi-Fi Smart Remote Control One Smart Phone Control All

Wi-Fi智能遥控
手机一键控制家中电器……





315/433.92MHz 射频信号
支持红外、射频遥控，信号稳定覆盖面广

315 / 433.92MHz Radio Frequency(RF) signal
Support infrared and RF remote control, stable signal, wide coverage.



定时遥控 合理规划
定时控制家电，规划生活

Timing & reasonable planning
Timing control of home appliances, planning perfect life.



智能遥控 全新体验
Wi-Fi/3G/4G网络实时/远程遥控

New experience of intelligent remote control
Wi-Fi / 3G / 4G local/ remote control.



健康睡眠 舒适省电
根据睡眠习惯在区域时间内设置不同空调状态

Healthy and comfortable sleep & energy saving
Different air conditioner status can be set according to sleep habits in a certain range of time.



场景模式 一键掌控
预设场景模式，一键完成多个遥控命令

One key to control all scene
Preset scene mode, one key to complete multiple remote commands



智能识别 云端下载
无需复杂学习，一键下载云端遥控面板

Intelligent identification & download from cloud
Without complicated learning, one key to download cloud remote control panel.



海量电器云码库
红外码库兼容主流家电品牌，云端自动更新

Mass household appliances cloud code database
Infrared code database compatible with main household appliance brands, cloud update automatically.



Free App for IOS and Android

苹果IOS以及安卓系统的应用都可免费下载



产品参数:

- 型号: RW03
- 输入电压: 5V DC
- 输入电流: ≥1A
- 红外频率: 38K
- 无线能耗: ≤1W
- Wi-Fi频率: 2.4GHz 802.11/g/n
- 控制方向: 多方位
- 射频: 433.92/315MHz
- 材料: 红外透射材料

Product parameters:

- Type: RW03
- Input voltage: 5V DC
- Input current: ≥ 1A
- Infrared frequency: 38K
- Wireless energy consumption: ≤1W
- Wi-Fi frequency: 2.4GHz 802.11/g/n
- Directional control: multi-direction
- Radio frequency: 433.92/315MHz
- Material: infrared transmission material



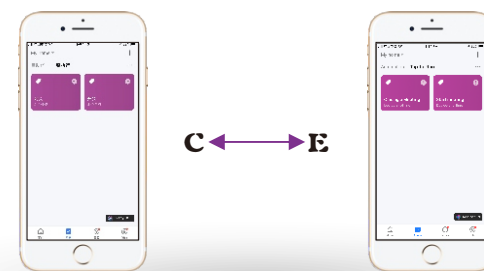
Mini Smart RW03 功能

- 连接RW03网关，用户可以随时随地实现无线智能家居控制
- 用户可以集中管理家中所有带IR或RF433.92MHz, 315MHz的智能硬件，实现传统家电全面升级。包括灯光，电视，空调，机顶盒，音响，智能窗帘，金属卷帘门窗等。单控单个设备的开或关，或者群控一组设备的开或关，实现快速、随意的方式控制所有的家电设备
- 实现智能场景的个性化编辑，包括场景触发、定时、设备联动和设备远程控制

Mini Smart RW03 Function:

- Connect RW03 gateway, users can realize smart home control anytime and anywhere.
- Users can centrally manage all the intelligent hardware with IR or RF433.92MHz, 315MHz, to realize a comprehensive upgrade of traditional household appliances. Including light, TV, air conditioners, set-top boxes, audio, smart curtains, roller shutters, roller doors and so on. To control ON or OFF of single device or group devices, realize to control all household appliances quickly and freely.
- Realize personalize editing of intelligent scene, including scene triggering, timing, device linkage and device remote control.

APP支持语言: 中文、繁体、英语、西班牙语、日语、法语、越南语、乌克兰语、俄文、德语、捷克语、葡萄牙语
APP Support Languages: Chinese, Traditional Chinese, English, Spanish, Japanese, French, Vietnamese, Ukrainian, Russian, German, Czech, Portuguese.

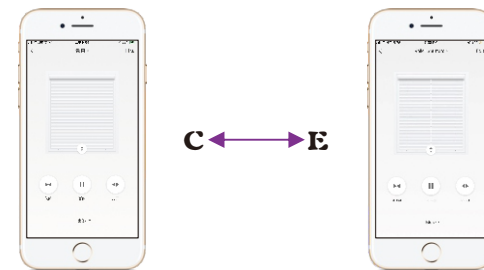


一键群控

取代各个家电的遥控器，人性化交互界面引导多设备实现统一管理，做到真正的智能，方便，快捷。

One Key Control All

Replace the remote control of all household appliances, humanized interface guides multi-device to realize unified management, intelligent control, realize convenient and fast.

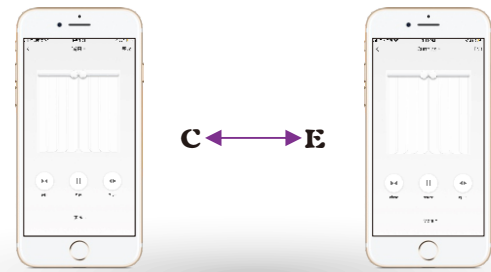


卷帘门控制

当开车回家时，用FE智能家居软件远程控制卷帘门，无需等待，轻松，快捷。

Roller Door Control

When driving home, open door through FE smart home application by remote, no need wait, easy and fast.

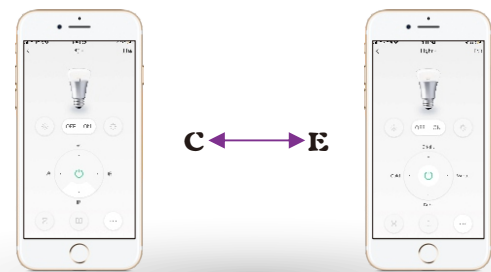


窗帘控制

当天气晴朗时，躺在床上，用FE智能家居软件打开窗帘，让房间充分的享受阳光。

Curtain ,Roller Blinds, Roller Shutter Control

In every sunny day, using FE smart home application to open curtains, roller blinds, roller shutter in the bed ,let room fully enjoy sunshine.

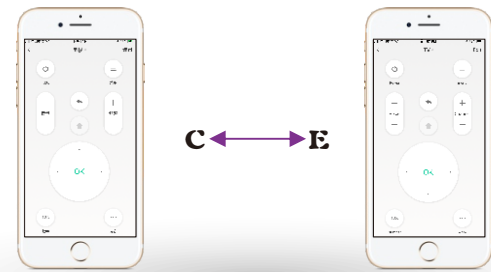


电灯控制

休息时，用FE智能家居软件控制家中的所有照明设备，拒绝冬天起床关灯。

light Control

When resting at home, using FE smart home application to control all light equipment, no need bearing cold turn off light by yourself.

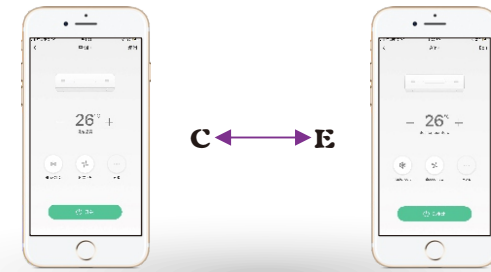


电视控制

躺在沙发上时，使用FE智能家居软件打开电视，享受轻松的休闲时刻。

TV Control

lying on Sofa, using FE smart home application to turn on TV ,enjoy relaxing time.

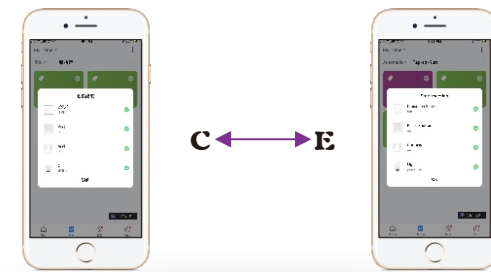


空调控制

到家前，使用FE智能家居软件打开家里的空调，让夏天的家更凉爽，冬天的家更温暖。

Air Conditioner Control

Before getting home, using FE smart home application to turn on air conditioner, making home cooler in summer and warmer in winter.



场景个性化编辑

支持房间、回家、离家、晚餐、聚会等场景个性化编辑，方便群控场景内的设备，如调暗灯光，打开背景音乐，关闭电视等。

Self-defined Scenes

Support room, welcome home, leave home, dinner , party and other personalized scene, conveniently group control devices in scene like dim the light, turn on the back music, turn off the TV ..

定时控制

根据个人习惯设置如早上6:30打开窗帘，让清晨的第一缕阳光唤醒一天的工作。咖啡机6:45自动工作，美好的一天从咖啡的浓郁香味中苏醒。

不想错过精彩赛事？预设时间，电机自动在规定的时间内打开，充分休息的同时尽享畅汗淋漓的赛事。

Timing Control

According to individual habit like open roller blinds on 6:30 am, let the first sight sunshine in the morning weak up a whole day's work. Coffee machine start to work at 6:45 am automatically, a beautiful day weak up from Coffee's aroma. Do not want to miss sport events ? preset the time, TV turn on in time, Enjoy the hearty events and good rest at the same time.

远程控制

出门忘记关灯？不用着急！用FE智能家居软件打开手机一键关闭。

出门在外，离家15分钟，提前打开空调，回到家就可以享受舒适温度。

Remote Control

Forget to shut down the light? No worry! Use FE smart home application one key to shut down. Outside home, open air-conditioner before reaching home 15 minutes. Enjoy the comfortable temperature once at home.

Tubular Motor

管状电机

管状电机按功能可分为：标准型、手动型、内置接收型、内置接收手动型、电子型、按钮型，可广泛用于金属卷帘窗、卷帘、卷帘门、遮阳蓬、自动晾衣架、投影幕等产品。在建设领域起到自然采光、保温隔热、自然通风的功能。在使用操作方便的同时，能起到有效节能，夏日约28%的空调能耗节省及冬日10%暖气能耗的节省。为人们的生活带来了极大的便利。

According to function, Tubular Motor can be divided into Standard Type, Manual Type, Build-in Receiver Type, Build-in Receiver and Manual Type, Electronic Type, Button Type. Can be widely used to Roller Shutter, Roller Blinds, Roller Door, Awning, Clothes rack, Projection Screen and other fields. In architecture area play a role of natural lighting, heating & cooling. Summer around 28% air-conditioner energy saving as well as 10% gas energy saving in Winter. can save energy while comfortable.

**菲尔格管状电机采用低噪音设计，
运行平稳，
限位制动灵敏精准。**

Feierge tubular motor adopt low noise design,
Stable operation,
limitation and braking accurate and reliable.



从外观、行程、到电机转定子，
再到每一个细小的螺丝，
菲尔格致力于给每位客户量身打造最佳个性化解决方案。

From outside limit head to rotor,
and stator to every single tiny screw,
FEIERGE can offer you unique customerized different solution.

FT35S 35mm Standard Motor 标准型



FT35R 35mm Radio Motor 内置接收型



FT35E 35mm Electronic Motor 电子型




FT35B 35mm Button Parallel Electronic Motor 电子按钮型




FT45S 45mm Standard Motor 标准型




FT45M 45mm Manual Motor 手动型



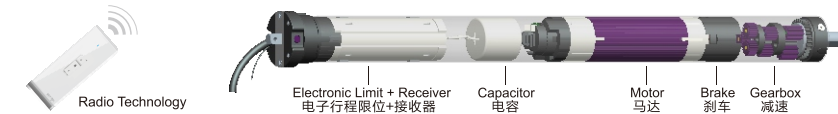
FT45R 45mm Radio Motor 内置接收型



FT45RM 45mm Radio and Manual Motor 手动内置接收型



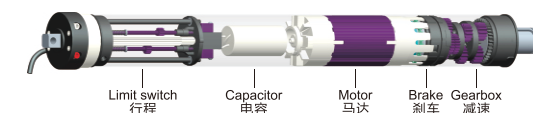
FT45E 45mm Electronic Motor 电子型




FT45B 45mm Button Parallel Electronic Motor 电子按钮型



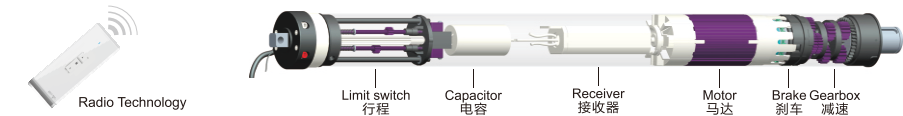
FT59S 59mm Standard Motor 标准型




FT59M 59mm Manual Motor 手动型



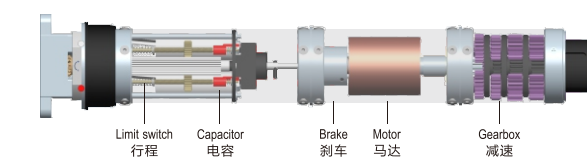
FT59R 59mm Radio Motor 内置接收型



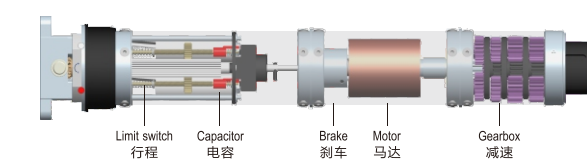
FT59RM 59mm Radio and Manual Motor 手动内置接收型



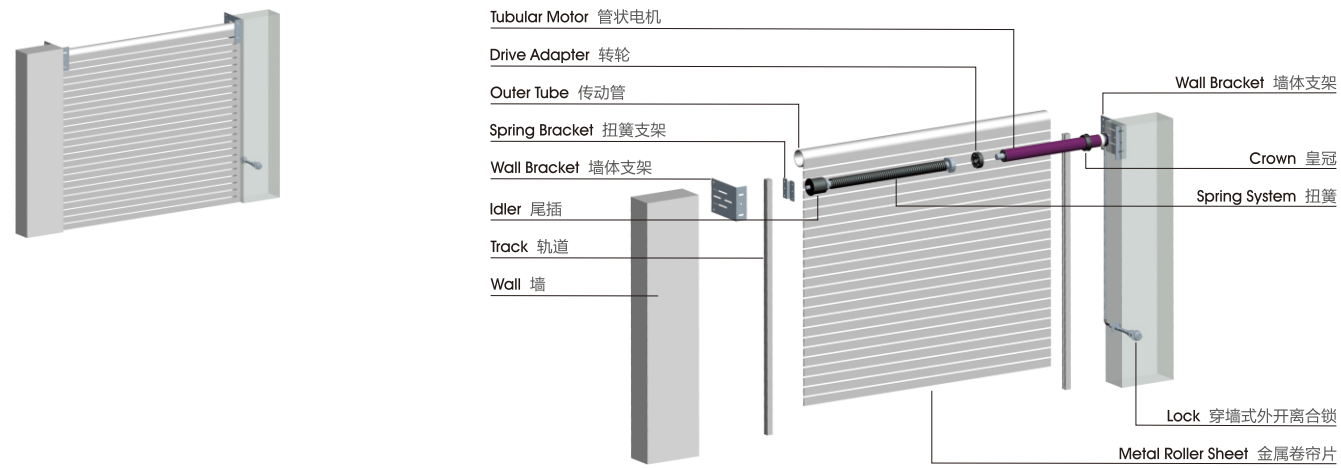
FT92S 92mm Standard Motor 标准型



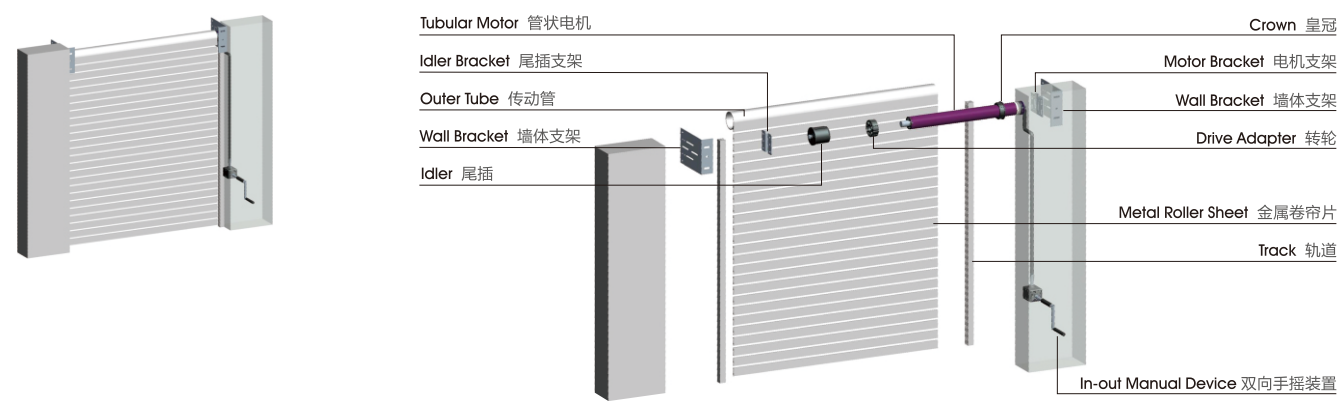
FT92M 92mm Manual Motor 手动型



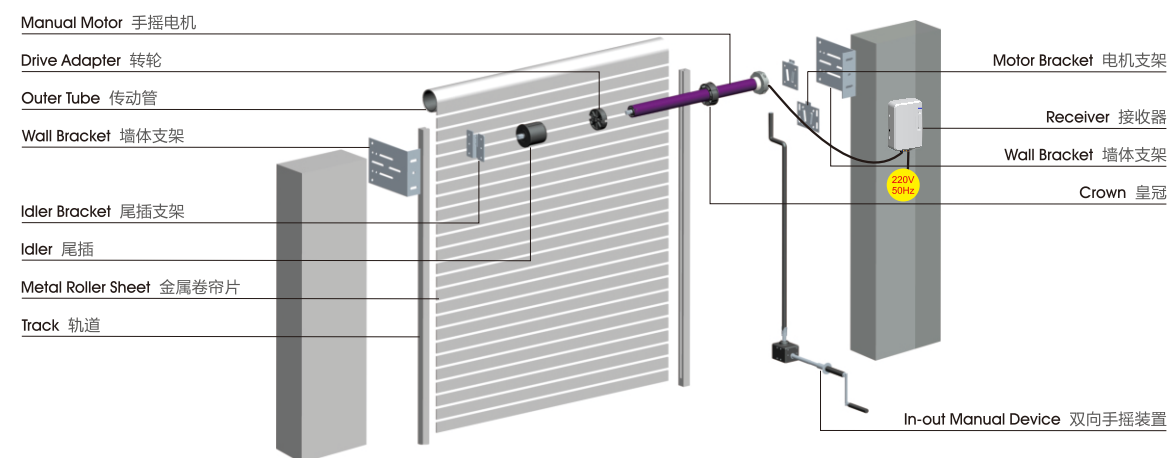
▼ Motorized Roller Door 外开离合式电动金属卷帘门



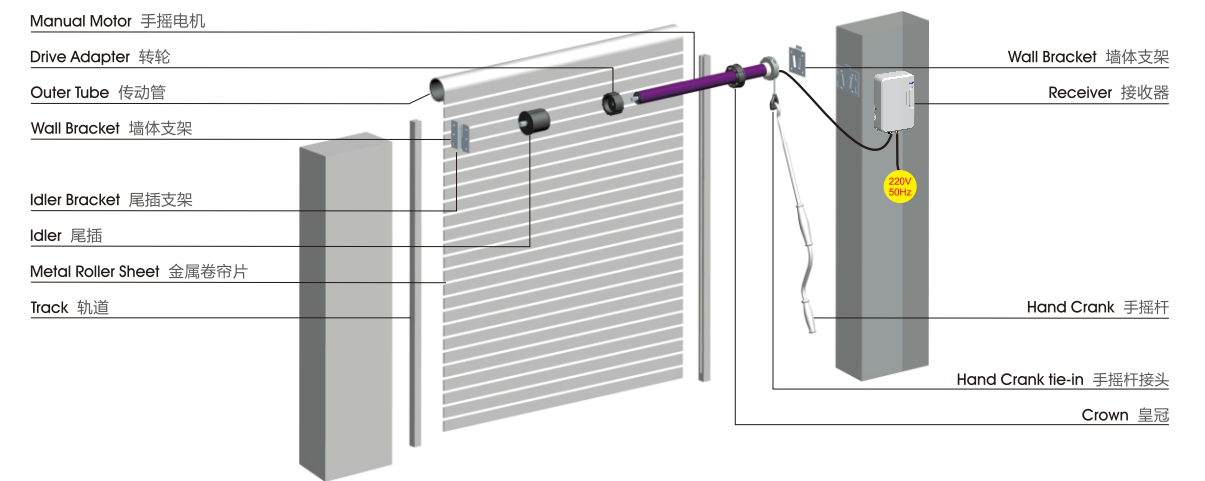
▼ Motorized Roller Door 双向手摇式电动金属卷帘门



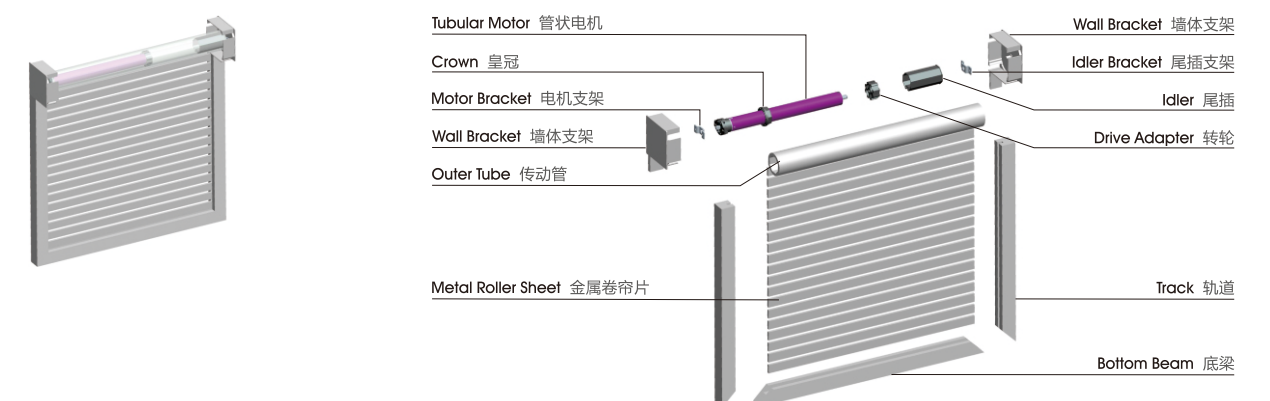
▼ Inner / outer Manual Tubular Motor For Roller Door (Inner Installation) 双向手摇式电动金属卷帘门 (内装结构)



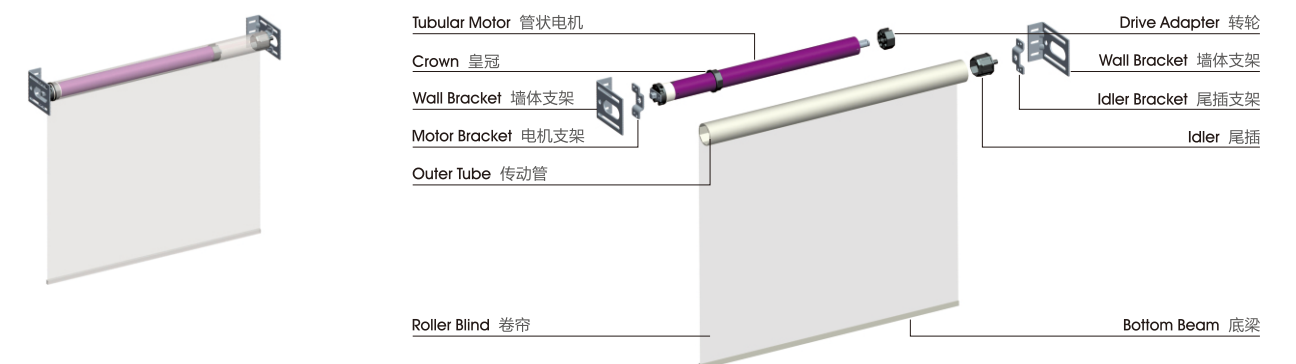
▼ One-side Manual Tubular Motor For Roller Door (Middle Installation) 单向手摇式电动金属卷帘门 (中装结构)



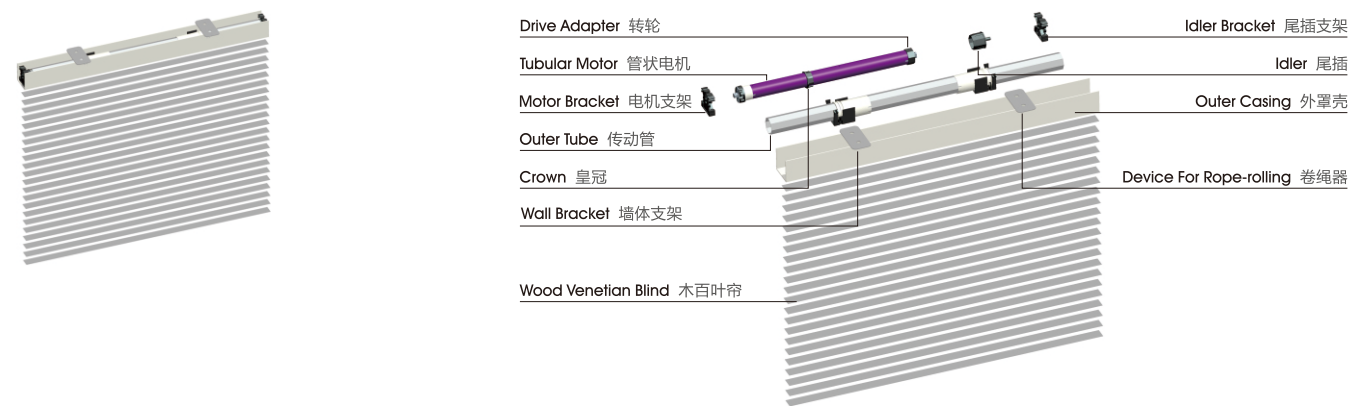
▼ Motorized Roller Shutter 电动金属卷帘窗



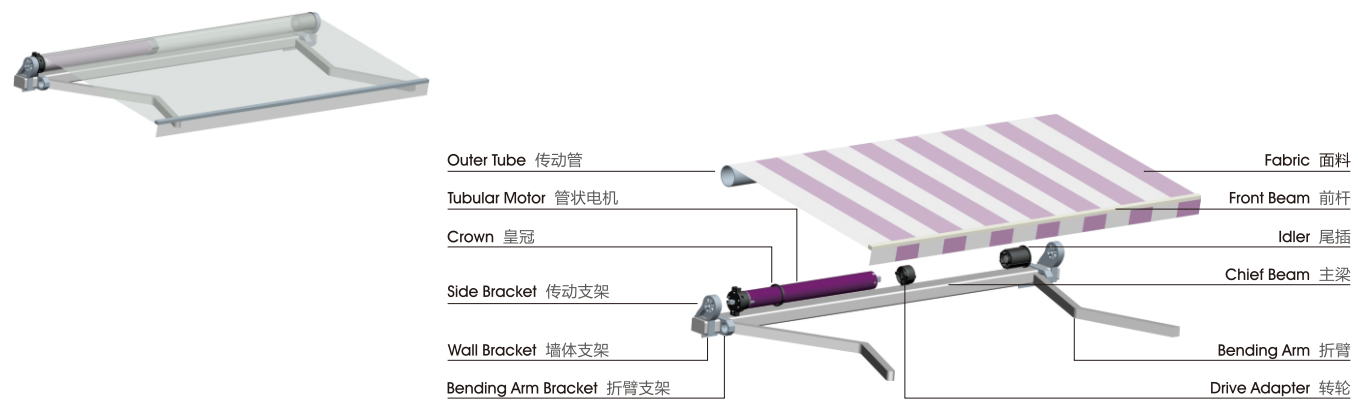
▼ Motorized Roller Blind 电动卷帘



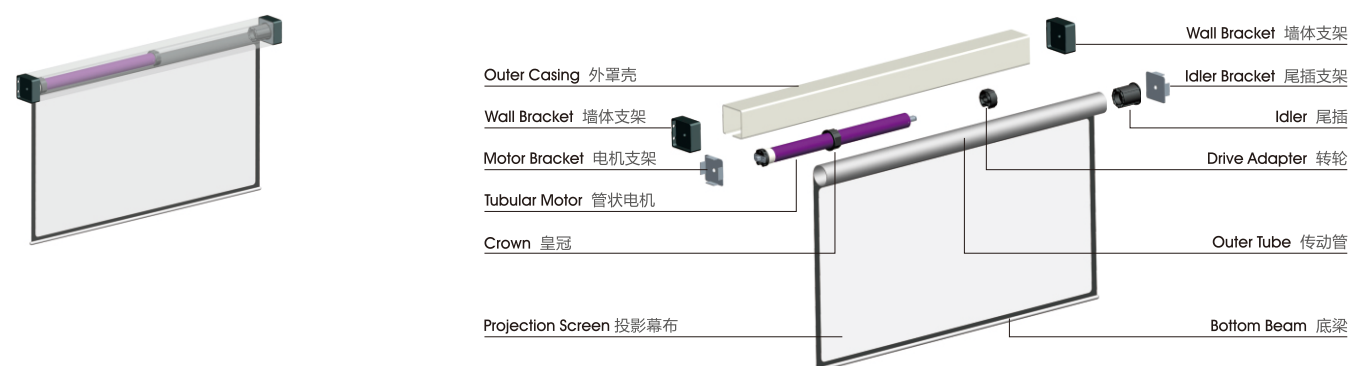
▼ Motorized Wood Venetian Blind 电动木百叶帘



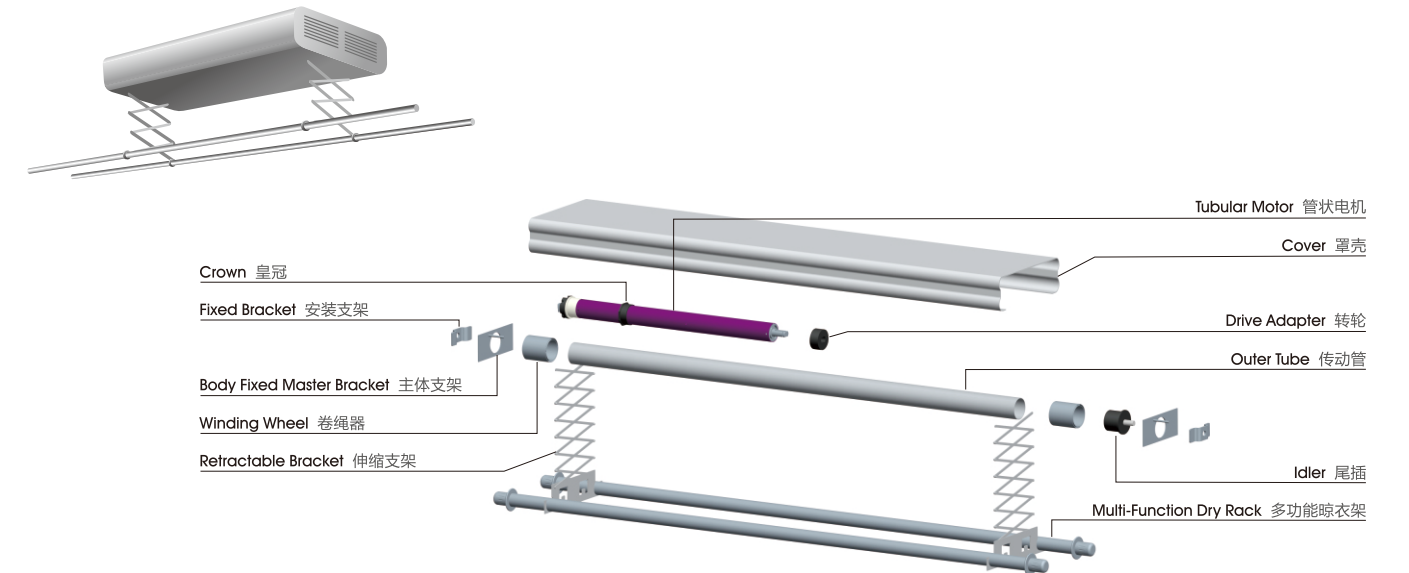
▼ Motorized Awning 电动遮阳篷



▼ Motorized Screen 电动投影幕



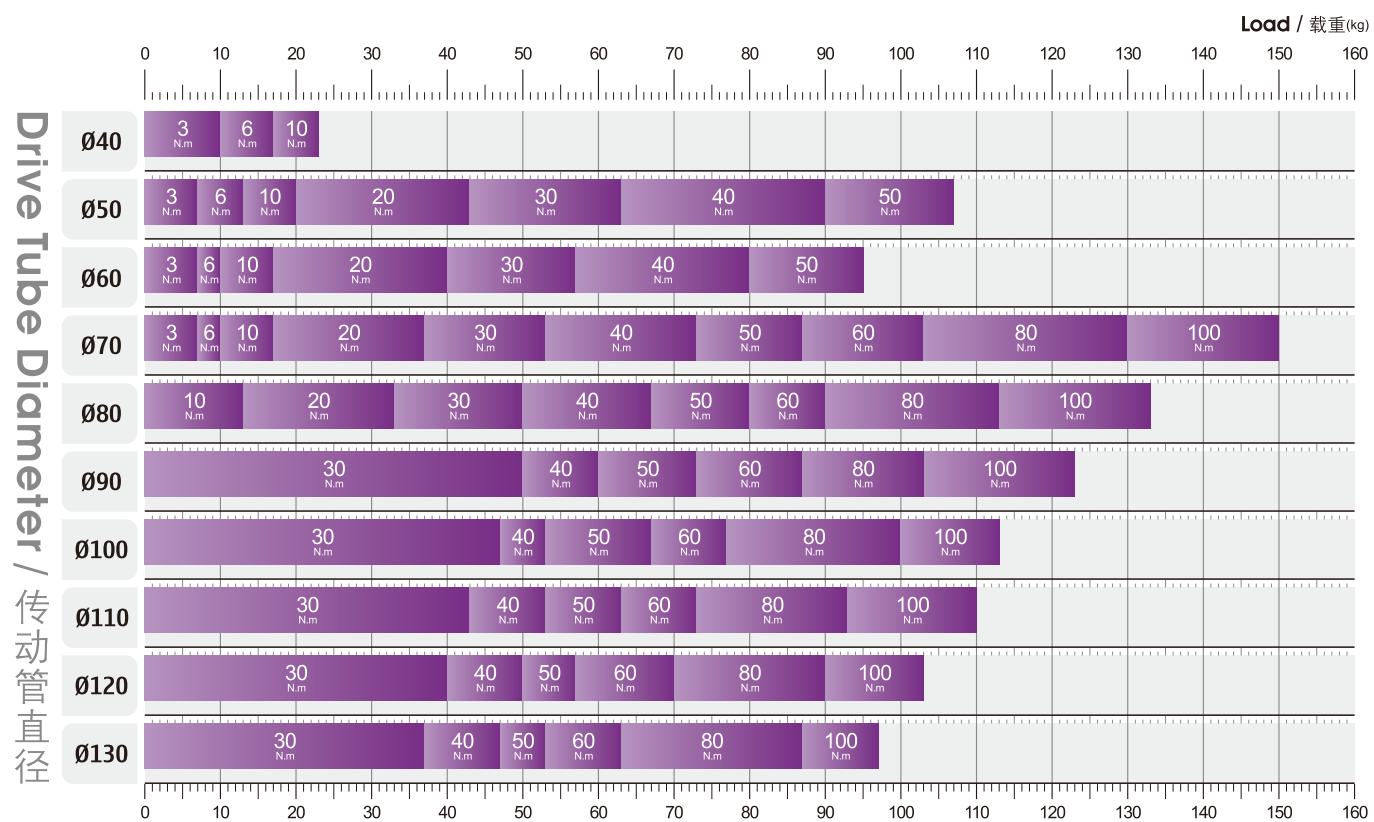
▼ Motorized Clothes Rack 电动晾衣架



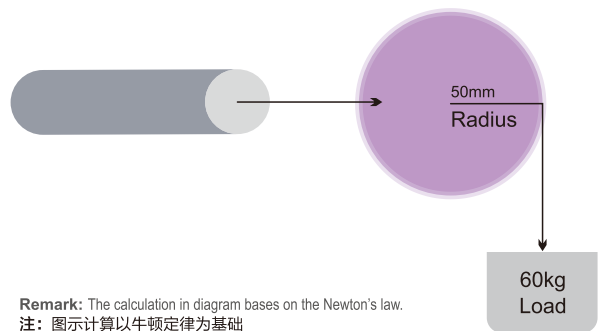
HOW N.m?

To Select Tubular Motor

如何选择管状马达 ...



Remark: The diagram here is only for reference for the end users. 注: 图示仅供最终用户参考



Remark: The calculation in diagram bases on the Newton's law. 注: 图示计算以牛顿定律为基础

$$\text{Torque(N.m)} = \text{Radius} \times \text{Load} \div 100$$

$$?(N.m) = 50\text{mm} \times 60\text{Kg} \div 100 = 30\text{N.m}$$

SMART MOTOR WIFI BI-DIRECTION



English Version



SUPER PLUS SMART

中文版



FE SMART

Free App for IOS and Android

苹果IOS以及安卓系统的应用都可免费下载



智能遥控是专门针对菲尔格智能窗帘及家电研发的一款智能终端控制软件。实现APP一键控制窗帘，灯光，智能插座，温控器，智能门磁，光感器等多设备家电的开，关，停并实时反馈状态。实现传统家电的全面升级。支持智能化场景的个性化编辑，包括场景触发，定时，设备联动和设备的远程控制。

兼容天猫精灵，亚马逊Echo，Google Home等多家主流控制平台。

Smart Life, Smart Living

Super Plus Smart is an intelligent smart phone control APP relative to products automatic roller blinds, automatic roller shutter, automatic curtain and home appliances. Realize one key to open, close, stop with real time feedback for all the shading system, all kinds of automatic blinds, lights, smart plug, thermostat, door sensor, sunlight sensor etc. To update all the traditional household appliance to be smart.Support personalize editing of intelligent scene, including scene triggering, timing, device linkage and device remote control. Compatible with Time Genie, Amazon Echo, Google Home multiple main platform.

BI-DIRECTION SYSTEM



BI-DIRECTION SYSTEM MOTOR

W:Bi-direction Wifi Motor



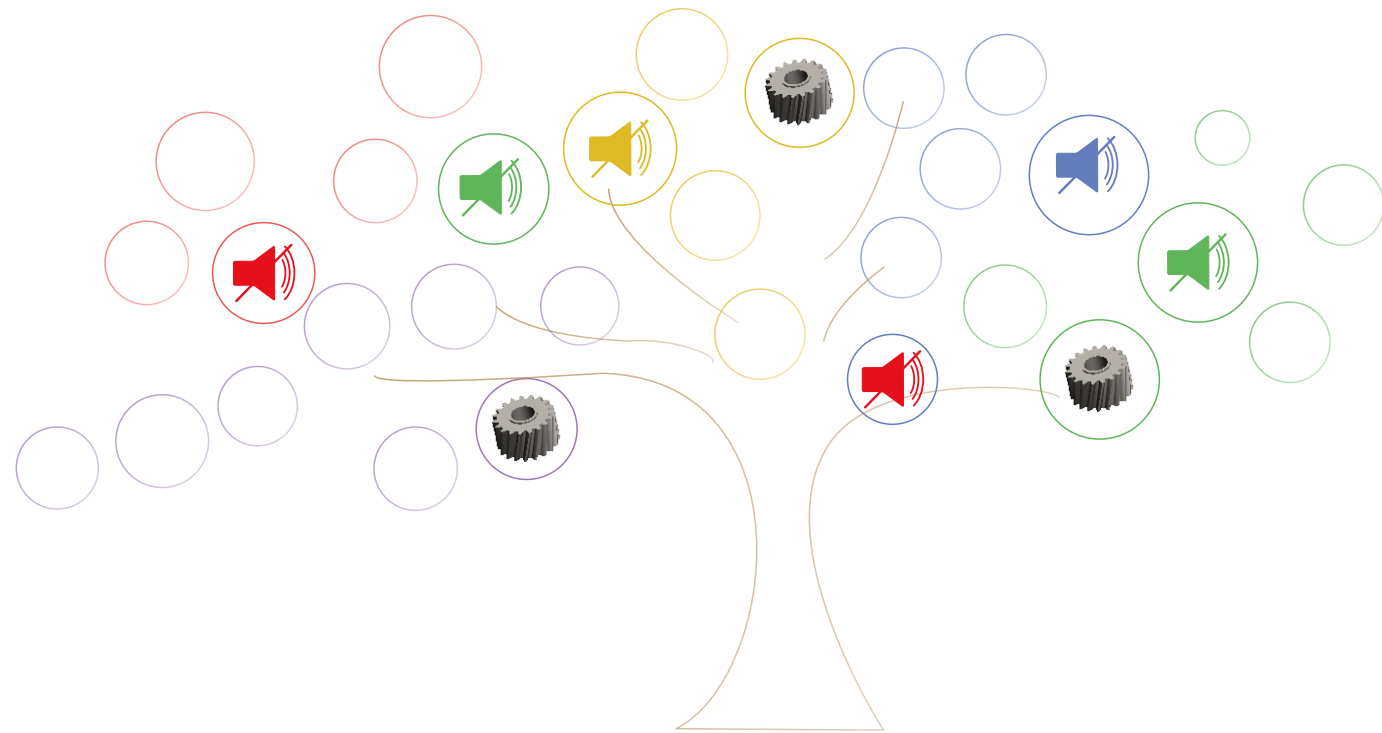
- 手机控制 /Smart Phone Control
- 兼容Google Home, Amazon Alexa, 天猫精灵语音控制 /Compatible Google Home, Amazon Alexa, Tmall Genie voice control
- 场景控制 /Scene Control
- 精确控制 /Precise Control
- 定时遥控 /Timer Control
- 状态反馈 /Status Feedback
- 远程控制 /Remote Control
- 设备共享 /Device Sharing
- 换向设置 /Change Direction

FD25AEW	AC100-240V/50Hz(60Hz)	0.7/28	1.1/30	1.5/32	技术参数见69页 /Data Reference See Page 69				
FD25EW	12V	0.7/28	1.1/30	1.5/32	技术参数见70页 /Data Reference See Page 70				
FT35EW	230V/50Hz 120V/60Hz	6/28 6/33	10/17 10/21	13/14 13/15	技术参数见37页 /Data Reference See Page 37				
FT35EDW	230V/50Hz 120V/60Hz	6/28 6/33	10/17 10/21	13/14 13/15	技术参数见39页 /Data Reference See Page 39				
FT45EW	230V/50Hz 120V/60Hz	10/15 10/19	10/26 10/32	20/15 20/19	20/26 20/32	30/15 30/13	40/15 40/13	50/12 50/13	技术参数见49页 /Data Reference See Page 49
FT45EDW	230V/50Hz 120V/60Hz	10/15 10/19	10/26 10/32	20/15 20/19	20/26 20/32	30/15 30/13			技术参数见53页 /Data Reference See Page 53
FT45ESW	230V/50Hz	10/15	技术参数见52页 /Data Reference See Page 52						
FC54AEW	100-240V/50Hz(60Hz)	1.2/75	技术参数见75-84页 /Data Reference See Page 75-84						
FT59EW	230V/50Hz 120V/60Hz	60/15 60/14	80/15 80/14	100/9 100/11	100/12	120/9			技术参数见65页 /Data Reference See Page 65

备注: 更多型号请咨询业务代表
Remark: For More Series Please Contact Our Sales Representative

Low Noise Motor

斜齿低噪音



SL	Low Noise Standard Motor	35SL	45SL	技术参数见30和45页 / Data Reference See Page 30 and 45
ML	Low Noise Manual Motor		45ML	技术参数见46页 / Data Reference See Page 46
RL	Low Noise Radio Motor	35RL	45RL	技术参数见31和47页 / Data Reference See Page 31 and 47
RML	Low Noise Manual Radio Motor		45RML	技术参数见48页 / Data Reference See Page 48
BL	Low Noise Button Parallel Electronic Motor	35BL	45BL	技术参数见42页和56页 / Data Reference See Page 42 and 56
EL	Low Noise Electronic Radio Motor	35EL	45EL	技术参数见32页 / Data Reference See Page 32
EWL	Low Noise Wifi Electronic Radio Motor	35EWL	45EWL	技术参数见70页 / Data Reference See Page 70

备注：更多型号请咨询业务代表

Remark: For More Series Please Contact Our Sales Representative

Max:20N.m


FT35SL

AC Tubular Motor | 交流管状电机



Ø35

SL: Low Noise Standard Motor/ 斜齿低噪音标准型
Mechanic Limit/ 机械行程限位
Helical Tooth/ 斜齿电机



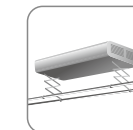
电动卷帘
Motorized Roller
Blinds



电动投影幕
Motorized Projection
Screen




电动木百叶帘
Motorized Wooden
Venetian Blinds

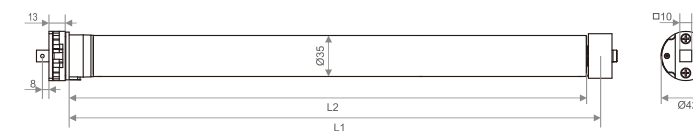


电动晾衣架
Motorized Clothes Pole

Inner Structure Picture / 电机内部结构示意图




Dimension Drawing / 电机外形尺寸图



316# LIMIT SWITCH



319# LIMIT SWITCH



FT35SL Range - Low Noise Standard Motor

Product Certificate 产品认证

Motor Type 型号	Rated Torque 额定扭矩	Rated Speed 输出转速	Tube Diameter 电机外壳直径	Rated Power Input 额定功率	Rated Current 额定电流	Running Time 连续工作时间	Max Number of Turns 最大限位圈数	L1/L2 产品长度
	N.m	rpm	mm	W	A	min	Turn	mm
230V/50Hz - Ip44								
FT35SL-3/28	3	28	35	98	0.43	4	37	445/432
FT35SL-6/28	6	28	35	139	0.60	4	37	445/432
FT35SL-10/17	10	17	35	139	0.60	4	37	445/432
FT35SL-13/14	13	14	35	139	0.60	4	37	445/432
120V/60Hz - Ip44								
FT35SL-6/33	6	33	35	128	1.06	4	37	485/472
FT35SL-10/21	10	21	35	128	1.06	4	37	485/472
FT35SL-13/15	13	15	35	128	1.06	4	37	485/472

AC 230V/50HZ



AC 120V/60HZ




FT35RL


AC Tubular Motor | 交流管状电机

Ø35


RL: Low Noise Radio Motor / 斜齿低噪音内置接收型
Mechanic Limit / 机械行程限位
Helical Tooth / 斜齿电机



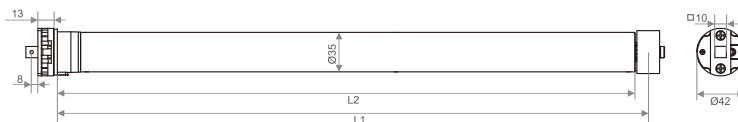
Inner Structure Picture / 电机内部结构示意图



316# LIMIT SWITCH



Dimension Drawing / 电机外形尺寸图



FT35RL Range - Low Noise Radio Motor

Product Certificate 产品认证

Motor Type 型号	Rated Torque 额定扭矩	Rated Speed 输出转速	Tube Diameter 电机外壳直径	Rated Power Input 额定功率	Rated Current 额定电流	Running Time 连续工作时间	Max Number of Turns 最大限位圈数	L1/L2 产品长度
	N.m	rpm	mm	W	A	min	Turn	mm
230V/50Hz - Ip44								
FT35RL-3/28	3	28	35	98	0.43	4	37	565/552
FT35RL-6/28	6	28	35	139	0.60	4	37	565/552
FT35RL-10/17	10	17	35	139	0.60	4	37	565/552
FT35RL-13/14	13	14	35	139	0.60	4	37	565/552
120V/60Hz - Ip44								
FT35RL-6/33	6	33	35	128	1.06	4	37	615/602
FT35RL-10/21	10	21	35	128	1.06	4	37	615/602
FT35RL-13/15	13	15	35	128	1.06	4	37	615/602

AC 230V/50HZ



Blue=Neutral 蓝色线=零线
 Brown=Live 棕色线=火线
 Green/Yellow=Earth 绿/黄色线=接地线

AC 120V/60HZ



Black=Live 黑色线=火线
 White=Neutral 白色线=零线
 Green=Earth 绿色线=接地线

FT35EL


AC Tubular Motor | 交流管状电机

Ø35

EL: Low Noise Electronic Motor / 斜齿低噪音电子内置接收型
Electronic Limit + Built-in Wireless Receiver + The Third Limit + Jogging & Tilt Function + Resistance And Stop Function / 电子行程限位 + 内置无线接收器 + 第三行程点 + 点动调光功能 + 遇阻停止功能
Helical Tooth / 斜齿电机




可扩展双向通讯
Extension

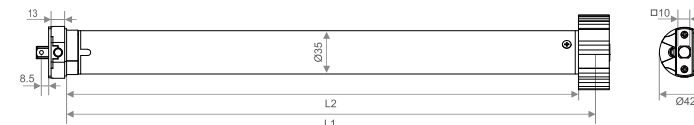


NEW

Inner Structure Picture / 电机内部结构示意图



Dimension Drawing / 电机外形尺寸图



321# LIMIT SWITCH



FT35EL Range - Low Noise Electronic Motor Type

Product Certificate 产品认证

Motor Type 型号	Rated Torque 额定扭矩	Rated Speed 输出转速	Tube Diameter 电机外壳直径	Rated Power Input 额定功率	Rated Current 额定电流	Running Time 连续工作时间	Max Number of Turns 最大限位圈数	L1/L2 产品长度
	N.m	rpm	mm	W	A	min	Turn	mm
230V/50Hz - Ip44								
FT35EL-6/28	6	28	35	139	0.60	4	∞	554/541
FT35EL-10/17	10	17	35	139	0.60	4	∞	554/541
FT35EL-13/14	13	14	35	139	0.60	4	∞	554/541
120V/60Hz - Ip44								
FT35EL-6/33	6	33	35	128	1.06	4	∞	554/541
FT35EL-10/21	10	21	35	128	1.06	4	∞	554/541
FT35EL-13/15	13	15	35	128	1.06	4	∞	554/541

AC 230V/50HZ



Blue=Neutral 蓝色线=零线
 Brown=Live 棕色线=火线
 Green/Yellow=Earth 绿/黄色线=接地线

AC 120V/60HZ




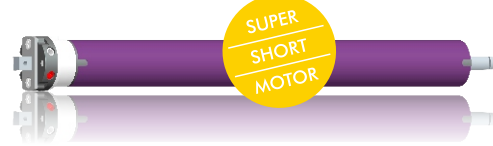
Black=Live 黑色线=火线
 White=Neutral 白色线=零线
 Green=Earth 绿色线=接地线

FT35SS


AC Tubular Motor | 交流管状电机

Ø35


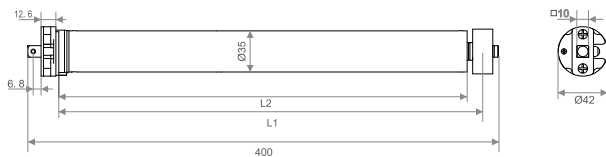
SS: Super Short / 超短型
Mechanic Limit + Super Short / 机械行程限位 + 超短型



Inner Structure Picture / 电机内部结构示意图





Dimension Drawing / 电机外形尺寸图



FT35SS Range - Super Short Type

Product Certificate 产品认证

Motor Type 型号	Rated Torque 额定扭矩	Rated Speed 输出转速	Tube Diameter 电机外壳直径	Rated Power Input 额定功率	Rated Current 额定电流	Running Time 连续工作时间	Max Number of Turns 最大限位圈数	L1/L2 产品长度
	N.m	rpm	mm	W	A	min	Turn	mm
FT35SS-10/17	10	17	35	139	0.60	4	16	360/347
FT35SS-10/21	10	21	35	128	1.06	4	16	380/367




FT35S


AC Tubular Motor | 交流管状电机

Ø35

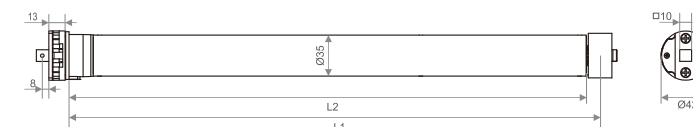
S: Standard / 标准型
Mechanic Limit / 机械行程限位



Inner Structure Picture / 电机内部结构示意图




Dimension Drawing / 电机外形尺寸图



316# LIMIT SWITCH




319# LIMIT SWITCH



FT35S Range - Standard Type

Product Certificate 产品认证

Motor Type 型号	Rated Torque 额定扭矩	Rated Speed 输出转速	Tube Diameter 电机外壳直径	Rated Power Input 额定功率	Rated Current 额定电流	Running Time 连续工作时间	Max Number of Turns 最大限位圈数	L1/L2 产品长度
	N.m	rpm	mm	W	A	min	Turn	mm
230V/50Hz - Ip44								
FT35S-3/28	3	28	35	98	0.43	4	37	445/432
FT35S-6/14	6	14	35	98	0.43	4	37	445/432
FT35S-6/28	6	28	35	139	0.60	4	37	445/432
FT35S-10/17	10	17	35	139	0.60	4	37	445/432
FT35S-13/14	13	14	35	139	0.60	4	37	445/432
120V/60Hz - Ip44								
FT35S-3/33	3	33	35	101	0.84	4	37	485/472
FT35S-6/17	6	17	35	101	0.84	4	37	485/472
FT35S-6/33	6	33	35	128	1.06	4	37	485/472
FT35S-10/21	10	21	35	128	1.06	4	37	485/472
FT35S-13/15	13	15	35	128	1.06	4	37	485/472




FT35R

AC Tubular Motor | 交流管状电机

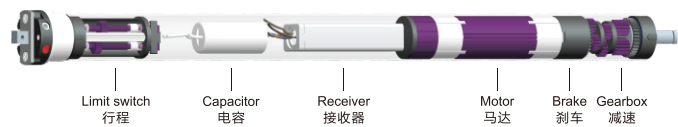
AC Tubular Motor | 交流管状电机

Ø35


R: Radio / 内置接收型
Mechanic Limit / 机械行程限位




Inner Structure Picture / 电机内部结构示意图



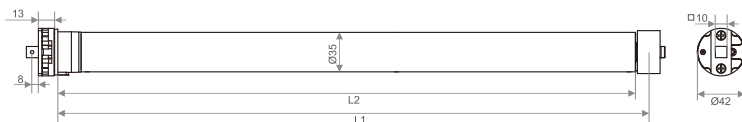
316# LIMIT SWITCH



319# LIMIT SWITCH



Dimension Drawing / 电机外形尺寸图



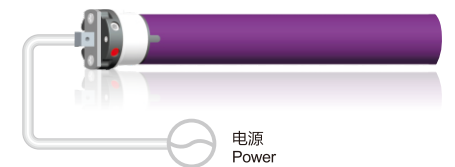
Various radio tubular motors for option

多种内置接收型马达可供选择




FT35R

Mechanic Limit + Built-in Wireless Receiver + Jogging & Tilt Function
机械行程限位 + 内置无线接收器 + 点动调光功能



FT35R/A

Mechanic Limit + Built-in Wireless Receiver + Jogging & Tilt Function + Connect Single Key Rebound Switch
机械行程限位 + 内置无线接收器 + 点动调光功能 + 外接单键可反弹开关功能

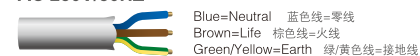


FT35R Range - Built-in Receiver Type

Product Certificate 产品认证

Motor Type 型号	Rated Torque 额定扭矩	Rated Speed 输出转速	Tube Diameter 电机外壳直径	Rated Power Input 额定功率	Rated Current 额定电流	Running Time 连续工作时间	Max Number of Turns 最大限位圈数	L1/L2 产品长度
	N.m	rpm	mm	W	A	min	Turn	mm
230V/50Hz - Ip44								
FT35R-3/28	3	28	35	98	0.43	4	37	565/552
FT35R-6/14	6	14	35	98	0.43	4	37	565/552
FT35R-6/28	6	28	35	139	0.60	4	37	565/552
FT35R-10/17	10	17	35	139	0.60	4	37	565/552
FT35R-13/14	13	14	35	139	0.60	4	37	565/552
120V/60Hz - Ip44								
FT35R-3/33	3	33	35	101	0.84	4	37	615/602
FT35R-6/17	6	17	35	101	0.84	4	37	615/602
FT35R-6/33	6	33	35	128	1.06	4	37	615/602
FT35R-10/21	10	21	35	128	1.06	4	37	615/602
FT35R-13/15	13	15	35	128	1.06	4	37	615/602

AC 230V/50HZ



AC 120V/60HZ

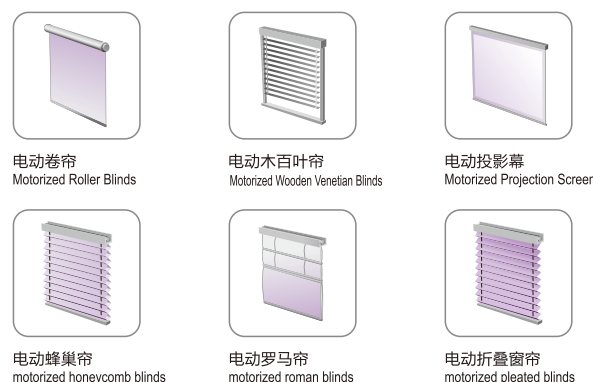


FT35E

AC Tubular Motor | 交流管状电机

Ø35

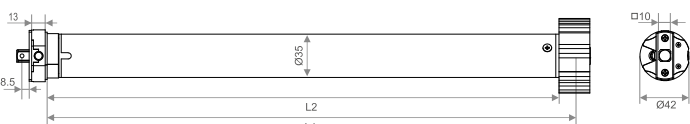
E: Electronic Radio / 电子内置接收型
Electronic Limit + Built-in Wireless Receiver + The Third Limit + Jogging & Tilt Function + Resistance And Stop Function / 电子行程限位 + 内置无线接收器 + 第三行程点 + 点动调光功能 + 遇阻停止功能



Inner Structure Picture / 电机内部结构示意图



Dimension Drawing / 电机外形尺寸图



321# LIMIT SWITCH



FT35E Range - Electronic Radio Type

Product Certificate 产品认证

Motor Type 型号	Rated Torque 额定扭矩	Rated Speed 输出转速	Tube Diameter 电机外壳直径	Rated Power Input 额定功率	Rated Current 额定电流	Running Time 连续工作时间	Max Number of Turns 最大限位圈数	L1/L2 产品长度
	N.m	rpm	mm	W	A	min	Turn	mm
230V/50Hz - Ip44								
FT35E-6/28	6	28	35	139	0.60	4	∞	554/541
FT35E-10/17	10	17	35	139	0.60	4	∞	554/541
FT35E-13/14	13	14	35	139	0.60	4	∞	554/541
120V/60Hz - Ip44								
FT35E-6/33	6	33	35	128	1.06	4	∞	554/541
FT35E-10/21	10	21	35	128	1.06	4	∞	554/541
FT35E-13/15	13	15	35	128	1.06	4	∞	554/541



Various electronic radio tubular motors for option


AC Tubular Motor | 交流管状电机

多种电子内置接收型马达可供选择




FT35E

Electronic Limit + Built-in Wireless Receiver + The Third Limit + Jogging & Tilt Function + Resistance And Stop Function
 电子行程限位 + 内置无线接收器 + 第三行程点 + 点动调光功能 + 遇阻停止功能




FT35E/A

Electronic Limit + Built-in Wireless Receiver + The Third Limit + Jogging & Tilt Function + Resistance And Rebound To Up Limitation Function
 电子行程限位 + 内置无线接收器 + 第三行程点 + 点动调光功能 + 遇阻反弹到上行程点功能




FT35E/B

Electronic Limit + Built-in Wireless Receiver + The Third Limit + Jogging & Tilt Function + Connect Single Key Rebound Mechanic Switch + Resistance And Stop Function
 电子行程限位 + 内置无线接收器 + 第三行程点 + 点动调光功能 + 外接单键可反弹机械开关功能 + 遇阻停止功能



FT35E/C

Electronic Limit + Built-in Wireless Receiver + The Third Limit + Jogging & Tilt Function + Connect Single Key Rebound Mechanic Switch + Resistance And Rebound To Up Limitation Function
 电子行程限位 + 内置无线接收器 + 第三行程点 + 点动调光功能 + 外接单键可反弹机械开关功能 + 遇阻反弹到上行程点功能



FT35ED

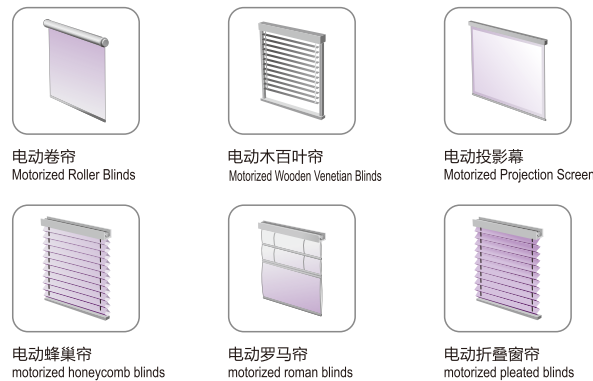
AC Tubular Motor | 交流管状电机

Ø35

ED: Electronic Obstacle Detection Radio / 轻遇阻电子内置接收型
Electronic Limit + Built-in Wireless Receiver + The Third Limit + Jogging & Tilt Function + Obstacle Detection And Stop Function / 电子行程限位 + 内置无线接收器 + 第三行程点 + 点动调光功能 + 轻遇阻停止功能



Radio Technology



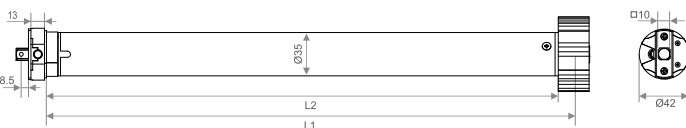
Inner Structure Picture / 电机内部结构示意图



321# LIMIT SWITCH



Dimension Drawing / 电机外形尺寸图



FT35ED Range - Electronic Obstacle Detection Radio Type

Product Certificate 产品认证

Motor Type 型号	Rated Torque 额定扭矩	Rated Speed 输出转速	Tube Diameter 电机外壳直径	Rated Power Input 额定功率	Rated Current 额定电流	Running Time 连续工作时间	Max Number of Turns 最大限位圈数	L1/L2 产品长度
	N.m	rpm	mm	W	A	min	Turn	mm
230V/50Hz - Ip44								
FT35ED-6/28	6	28	35	139	0.60	4	∞	554/541
FT35ED-10/17	10	17	35	139	0.60	4	∞	554/541
FT35ED-13/14	13	14	35	139	0.60	4	∞	554/541
120V/60Hz - Ip44								
FT35ED-6/33	6	33	35	128	1.06	4	∞	554/541
FT35ED-10/21	10	21	35	128	1.06	4	∞	554/541
FT35ED-13/15	13	15	35	128	1.06	4	∞	554/541



AC Tubular Motor | 交流管状电机

Various electronic radio tubular motors for option

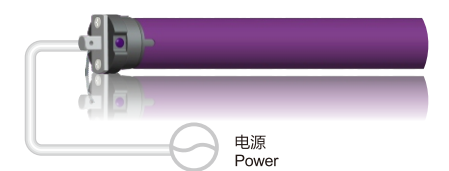
多种电子内置接收型马达可供选择



OBSTACLE DETECTION

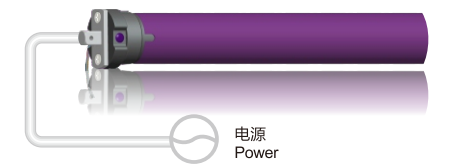
FT35ED

Electronic Limit + Built-in Wireless Receiver + The Third Limit + Jogging & Tilt Function + Obstacle Detection And Stop Function + Fixed Size Roller Shutter
电子行程限位 + 内置无线接收器 + 第三行程点 + 点动调光功能 + 轻遇阻停止功能 + 固定尺寸卷帘



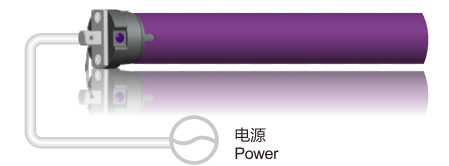
FT35ED/A

Electronic Limit + Built-in Wireless Receiver + The Third Limit + Jogging & Tilt Function + Obstacle Detection And Rebound To Up Limitation Function + Fixed Size Roller Shutter
电子行程限位 + 内置无线接收器 + 第三行程点 + 点动调光功能 + 轻遇阻反弹到上行程点功能 + 固定尺寸卷帘




FT35ED/B

Electronic Limit + Built-in Wireless Receiver + The Third Limit + Jogging & Tilt Function + Obstacle Detection And Rebound Half-cycle Function + Fixed Size Roller Shutter
电子行程限位 + 内置无线接收器 + 第三行程点 + 点动调光功能 + 轻遇阻反弹半圈功能 + 固定尺寸卷帘



FT35ED/C

Electronic Limit + Built-in Wireless Receiver + The Third Limit + Jogging & Tilt Function + Connect Single Key Rebound Mechanic Switch + Obstacle Detection And Stop Function + Fixed Size Roller Shutter
电子行程限位 + 内置无线接收器 + 第三行程点 + 点动调光功能 + 外接单键可反弹机械开关功能 + 轻遇阻停止功能 + 固定尺寸卷帘



Various electronic radio tubular motors for option

多种电子内置接收型马达可供选择



OBSTACLE
DETECTION

FT35ED/D

Electronic Limit + Built-in Wireless Receiver + The Third Limit + Jogging & Tilt Function + Connect Single Key Rebound Mechanic Switch + Obstacle Detection And Rebound To Up Limitation Function + Fixed Size Roller Shutter / 电子行程限位 + 内置无线接收器 + 第三行程点 + 点动调光功能 + 外接单键可反弹机械开关功能 + 轻遇阻反弹到上行程点功能 + 固定尺寸卷帘



FT35ED/E

Electronic Limit + Built-in Wireless Receiver + The Third Limit + Jogging & Tilt Function + Connect Single Key Rebound Mechanic Switch + Obstacle Detection And Rebound Half-cycle Function + Fixed Size Roller Shutter / 电子行程限位 + 内置无线接收器 + 第三行程点 + 点动调光功能 + 外接单键可反弹机械开关功能 + 轻遇阻反弹半圈功能 + 固定尺寸卷帘



FT35ED/F

Electronic Limit + Built-in Wireless Receiver + The Third Limit + Jogging & Tilt Function + Obstacle Detection And Stop Function / Obstacle Detection And Rebound To Up Limitation Function+Two Degree Sensitivity Obstacle Detection Can Be Selected+Obstacle Detection Function Can Be Turn Off + For Different Size Roller Shutter / 电子行程限位 + 内置无线接收器 + 第三行程点 + 点动调光功能 + 轻遇阻停止功能 / 轻遇阻反弹到上行程点+二档轻遇阻灵敏度可选择+轻遇阻功能可关闭 + 适用于不同尺寸卷帘



FT35ED/G


Electronic Limit + Built-in Wireless Receiver + The Third Limit + Jogging & Tilt Function + Connect Single Key Rebound Mechanic Switch+Obstacle Detection And Stop Function / Obstacle Detection And Rebound To Up Limitation Function+Two Degree Sensitivity Obstacle Detection Can Be Selected+Obstacle Detection Function Can Be Turn Off + For Different Size Roller Shutter / 电子行程限位 + 内置无线接收器 + 第三行程点 + 点动调光功能 + 外接单键可反弹机械开关功能+轻遇阻停止功能 / 轻遇阻反弹到上行程点+二档轻遇阻灵敏度可选择+轻遇阻功能可关闭 + 适用于不同尺寸卷帘



FT35B

Ø35

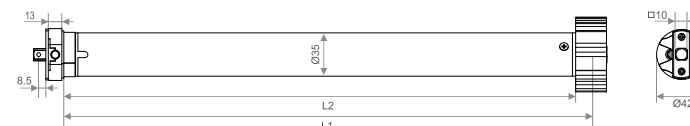
B: Button Parallel Electronic / 电子按钮型
Electronic Limit + Resistance And Stop Function / 电子行程限位+遇阻停止功能



Inner Structure Picture / 电机内部结构示意图



Dimension Drawing / 电机外形尺寸图




320# LIMIT SWITCH



FT35B Range - Button Parallel Electronic Type

Product Certificate 产品认证

Motor Type 型号	Rated Torque 额定扭矩	Rated Speed 输出转速	Tube Diameter 电机外壳直径	Rated Power Input 额定功率	Rated Current 额定电流	Running Time 连续工作时间	Max Number of Turns 最大限位圈数	L1/L2 产品长度
	N.m	rpm	mm	W	A	min	Turn	mm
<p>230V/50Hz - Ip44</p> <p>CCC TÜV CE ROHS</p>								
FT35B-6/28	6	28	35	139	0.60	4	∞	554/541
FT35B-10/17	10	17	35	139	0.60	4	∞	554/541
FT35B-13/14	13	14	35	139	0.60	4	∞	554/541
<p>120V/60Hz - Ip44</p>								
FT35B-6/33	6	33	35	128	1.06	4	∞	554/541
FT35B-10/21	10	21	35	128	1.06	4	∞	554/541
FT35B-13/15	13	15	35	128	1.06	4	∞	554/541



FT35BD

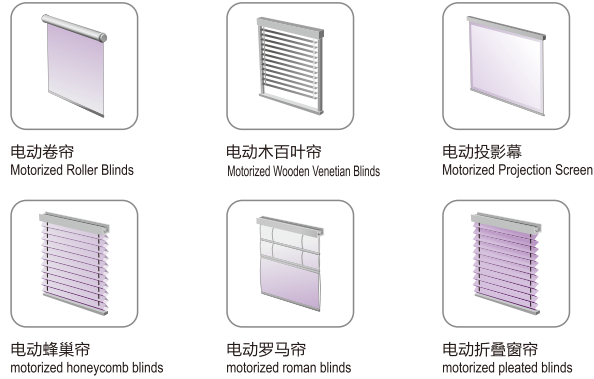
AC Tubular Motor | 交流管状电机

Ø35

BD: Obstacle Detection Button Parallel Electronic / 轻遇阻电子按钮型
Electronic Limit + Obstacle Detection And Stop Function / Obstacle Detection And Rebound
Half-cycle Function / 电子行程限位 + 轻遇阻停止功能 / 轻遇阻反弹半圈功能



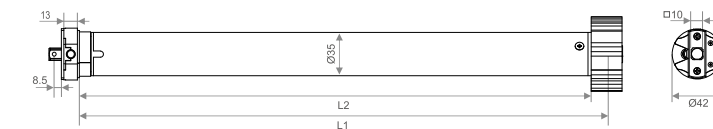
NEW



Inner Structure Picture / 电机内部结构示意图



Dimension Drawing / 电机外形尺寸图





320# LIMIT SWITCH



FT35BD Range - Obstacle Detection Button parallel Electronic Type Product Certificate 产品认证

Motor Type 型号	Rated Torque 额定扭矩	Rated Speed 输出转速	Tube Diameter 电机外壳直径	Rated Power Input 额定功率	Rated Current 额定电流	Running Time 连续工作时间	Max Number of Turns 最大限位圈数	L1/L2 产品长度
	N.m	rpm	mm	W	A	min	Turn	mm
<p>230V/50Hz - Ip44</p> <p>CCC TÜV CE RoHS</p>								
FT35BD-6/28	6	28	35	139	0.60	4	∞	554/541
FT35BD-10/17	10	17	35	139	0.60	4	∞	554/541
FT35BD-13/14	13	14	35	139	0.60	4	∞	554/541
<p>120V/60Hz - Ip44</p>								
FT35BD-6/33	6	33	35	128	1.06	4	∞	554/541
FT35BD-10/21	10	21	35	128	1.06	4	∞	554/541
FT35BD-13/15	13	15	35	128	1.06	4	∞	554/541

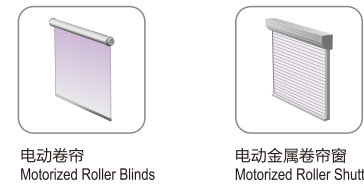
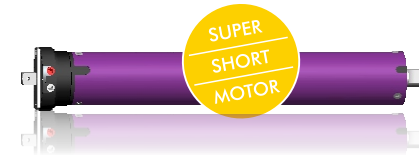


FT45SS


AC Tubular Motor | 交流管状电机

Ø45

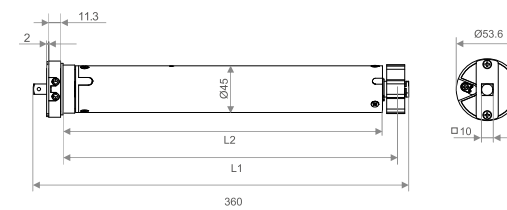
SS: Super Short / 超短型
Mechanic Limit + Super Short / 机械行程限位 + 超短型



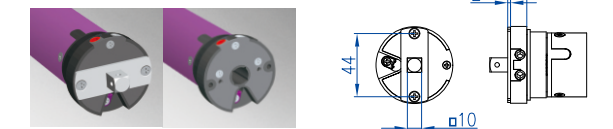
Inner Structure Picture / 电机内部结构示意图



Dimension Drawing / 电机外形尺寸图




446# LIMIT SWITCH



FT45SS Range - Super Short Type

Product Certificate 产品认证

Motor Type 型号	Rated Torque 额定扭矩	Rated Speed 输出转速	Tube Diameter 电机外壳直径	Rated Power Input 额定功率	Rated Current 额定电流	Running Time 连续工作时间	Max Number of Turns 最大限位圈数	L1/L2 产品长度
	N.m	rpm	mm	W	A	min	Turn	mm
<p>230V/50Hz - Ip44</p> <p>CCC TÜV CE RoHS</p>								
FT45SS-10/15	10	15	45	125	0.54	4	16	321/305
FT45SS-20/15	20	15	45	142	0.62	4	16	341/325



FT45S

AC Tubular Motor | 交流管状电机

Ø45

S: Standard / 标准型
Mechanic Limit / 机械行程限位



电动卷帘
Motorized Roller Blinds




电动金属卷帘窗
Motorized Roller Shutter

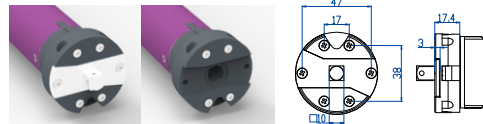


电动遮阳篷
Motorized Awning

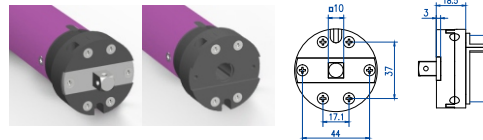
441# LIMIT SWITCH



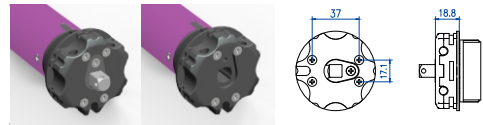
443# LIMIT SWITCH



447# LIMIT SWITCH



448# LIMIT SWITCH

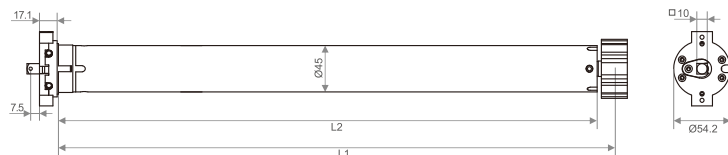


Inner Structure Picture / 电机内部结构示意图



Limit switch 行程
Capacitor 电容
Motor 马达
Brake 刹车
Gearbox 减速

Dimension Drawing / 电机外形尺寸图




FT45M

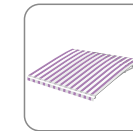
AC Tubular Motor | 交流管状电机

Ø45

M: Manual / 手动型
Mechanic Limit / 机械行程限位




电动金属卷帘门
Motorized Roller Door



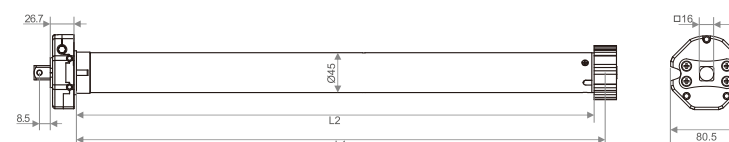
电动遮阳篷
Motorized Awning

Inner Structure Picture / 电机内部结构示意图




Limit switch 行程
Capacitor 电容
Motor 马达
Brake 刹车
Gearbox 减速

Dimension Drawing / 电机外形尺寸图



427# LIMIT SWITCH

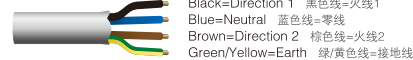


FT45S Range - Standard Type

Product Certificate 产品认证

Motor Type 型号	Rated Torque 额定扭矩 N.m	Rated Speed 输出转速 rpm	Tube Diameter 电机外壳直径 mm	Rated Power Input 额定功率 W	Rated Current 额定电流 A	Running Time 连续工作时间 min	Max Number of Turns 最大限位圈数 Turn	L1/L2 产品长度 mm
230V/50Hz - Ip44								
FT45S-10/15	10	15	45	125	0.54	4	22	444/428
FT45S-10/26	10	26	45	153	0.68	4	45	514/498
FT45S-20/15	20	15	45	153	0.68	4	22	444/428
FT45S-20/26	20	26	45	215	0.95	4	45	564/548
FT45S-30/15	30	15	45	205	0.93	4	22	514/498
FT45S-40/15	40	15	45	215	0.95	4	22	514/498
FT45S-50/12	50	12	45	230	1.02	4	22	514/498
FT45S-60/8	60	8	45	238	1.04	4	22	514/498
120V/60Hz - Ip44								
FT45S-10/19	10	19	45	131	1.09	4	22	486/470
FT45S-10/32	10	32	45	160	1.33	4	45	516/500
FT45S-20/19	20	19	45	214	1.85	4	22	486/470
FT45S-20/32	20	32	45	243	2.02	4	45	566/550
FT45S-30/13	30	13	45	213	1.83	4	22	536/520
FT45S-40/13	40	13	45	235	1.95	4	22	536/520
FT45S-50/13	50	13	45	270	2.30	4	22	536/520

AC 230V/50HZ



Black=Direction 1 黑色线=火线1
Blue=Neutral 蓝色线=零线
Brown=Direction 2 棕色线=火线2
Green/Yellow=Earth 绿/黄色线=接地线

AC 120V/60HZ



Black=Direction 2 黑色线=火线2
Red=Direction 1 红色线=火线1
White=Neutral 白色线=零线
Green=Earth 绿色线=接地线

FT45M Range - Manual Type

Product Certificate 产品认证

Motor Type 型号	Rated Torque 额定扭矩 N.m	Rated Speed 输出转速 rpm	Tube Diameter 电机外壳直径 mm	Rated Power Input 额定功率 W	Rated Current 额定电流 A	Running Time 连续工作时间 min	Max Number of Turns 最大限位圈数 Turn	L1/L2 产品长度 mm
230V/50Hz - Ip44								
FT45M-10/15	10	15	45	125	0.54	4	21	514/498
FT45M-10/26	10	26	45	153	0.68	4	21	514/498
FT45M-20/15	20	15	45	153	0.68	4	21	514/498
FT45M-20/26	20	26	45	215	0.95	4	21	554/538
FT45M-30/15	30	15	45	205	0.93	4	21	554/538
FT45M-40/15	40	15	45	215	0.95	4	21	554/538
FT45M-50/12	50	12	45	230	1.02	4	21	554/538
FT45M-60/8	60	8	45	238	1.04	4	21	574/558
120V/60Hz - Ip44								
FT45M-10/19	10	19	45	131	1.09	4	21	536/520
FT45M-10/32	10	32	45	160	1.33	4	21	536/520
FT45M-20/19	20	19	45	214	1.85	4	21	576/560
FT45M-20/32	20	32	45	243	2.02	4	21	576/560
FT45M-30/13	30	13	45	213	1.83	4	21	576/560
FT45M-40/13	40	13	45	235	1.95	4	21	596/580
FT45M-50/13	50	13	45	270	2.30	4	21	596/580

AC 230V/50HZ



Black=Direction 1 黑色线=火线1
Blue=Neutral 蓝色线=零线
Brown=Direction 2 棕色线=火线2
Green/Yellow=Earth 绿/黄色线=接地线

AC 120V/60HZ



Black=Direction 2 黑色线=火线2
Red=Direction 1 红色线=火线1
White=Neutral 白色线=零线
Green=Earth 绿色线=接地线

FT45R

AC Tubular Motor | 交流管状电机

Ø45

R: Radio / 内置接收型
Mechanic Limit / 机械行程限位




Radio Technology



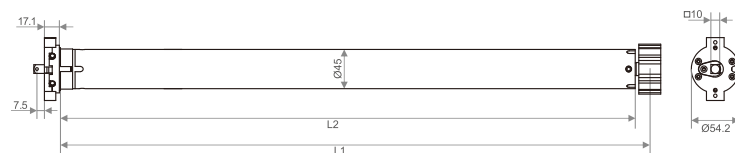
电动卷帘 Motorized Roller Blinds
电动金属卷帘窗 Motorized Roller Shutter
电动遮阳篷 Motorized Awning

Inner Structure Picture / 电机内部结构示意图




Limit switch 行程
Capacitor 电容
Receiver 接收器
Motor 马达
Brake 刹车
Gearbox 减速


Dimension Drawing / 电机外形尺寸图



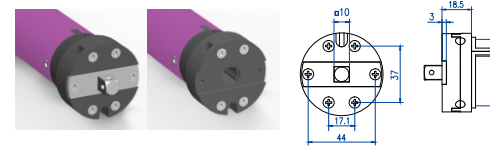
441# LIMIT SWITCH




443# LIMIT SWITCH



447# LIMIT SWITCH



448# LIMIT SWITCH

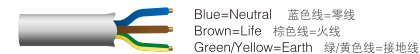


FT45R Range - Built-in Receiver Type

Product Certificate 产品认证

Motor Type 型号	Rated Torque 额定扭矩	Rated Speed 输出转速	Tube Diameter 电机外壳直径	Rated Power Input 额定功率	Rated Current 额定电流	Running Time 连续工作时间	Max Number of Turns 最大限位圈数	L1/L2 产品长度
	N.m	rpm	mm	W	A	min	Turn	mm
230V/50Hz - Ip44								
FT45R-10/15	10	15	45	125	0.54	4	22	564/548
FT45R-10/26	10	26	45	153	0.68	4	45	564/548
FT45R-20/15	20	15	45	153	0.68	4	22	564/548
FT45R-20/26	20	26	45	215	0.95	4	45	634/618
FT45R-30/15	30	15	45	205	0.93	4	22	614/598
FT45R-40/15	40	15	45	215	0.95	4	22	634/618
FT45R-50/12	50	12	45	230	1.02	4	22	634/618
FT45R-60/8	60	8	45	238	1.04	4	22	634/618
120V/60Hz - Ip44								
FT45R-10/19	10	19	45	131	1.09	4	22	634/618
FT45R-10/32	10	32	45	160	1.33	4	45	634/618
FT45R-20/19	20	19	45	214	1.85	4	22	634/618
FT45R-20/32	20	32	45	243	2.02	4	45	674/658
FT45R-30/13	30	13	45	213	1.83	4	22	674/658
FT45R-40/13	40	13	45	235	1.95	4	22	674/658
FT45R-50/13	50	13	45	270	2.30	4	22	674/658

AC 230V/50HZ



Blue=Neutral 蓝色线=零线
Brown=Life 棕色线=火线
Green/Yellow=Earth 绿/黄色线=接地线

AC 120V/60HZ



Black=Live 黑色线=火线
White=Neutral 白色线=零线
Green=Earth 绿色线=接地线

FT45RM

AC Tubular Motor | 交流管状电机

Ø45

RM: Manual Radio / 手动内置接收型
Mechanic Limit / 机械行程限位

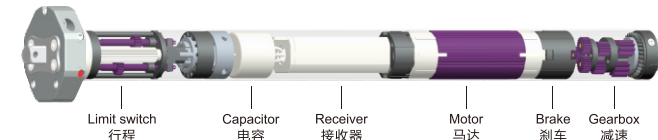


Radio Technology



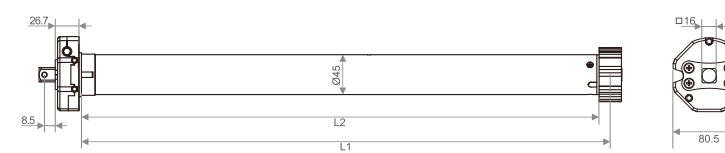
电动金属卷帘门 Motorized Roller Door
电动遮阳篷 Motorized Awning

Inner Structure Picture / 电机内部结构示意图




Limit switch 行程
Capacitor 电容
Receiver 接收器
Motor 马达
Brake 刹车
Gearbox 减速

Dimension Drawing / 电机外形尺寸图



427# LIMIT SWITCH



FT45RM Range - Built-in Receiver, Manual Type

Product Certificate 产品认证

Motor Type 型号	Rated Torque 额定扭矩	Rated Speed 输出转速	Tube Diameter 电机外壳直径	Rated Power Input 额定功率	Rated Current 额定电流	Running Time 连续工作时间	Max Number of Turns 最大限位圈数	L1/L2 产品长度
	N.m	rpm	mm	W	A	min	Turn	mm
230V/50Hz - Ip44								
FT45RM-10/15	10	15	45	125	0.54	4	21	664/648
FT45RM-10/26	10	26	45	153	0.68	4	21	664/648
FT45RM-20/15	20	15	45	153	0.68	4	21	664/648
FT45RM-20/26	20	26	45	215	0.95	4	21	704/688
FT45RM-30/15	30	15	45	205	0.93	4	21	704/688
FT45RM-40/15	40	15	45	215	0.95	4	21	704/688
FT45RM-50/12	50	12	45	230	1.02	4	21	704/688
FT45RM-60/8	60	8	45	238	1.04	4	21	724/708
120V/60Hz - Ip44								
FT45RM-10/19	10	19	45	131	1.09	4	21	716/700
FT45RM-10/32	10	32	45	160	1.33	4	21	716/700
FT45RM-20/19	20	19	45	214	1.85	4	21	716/700
FT45RM-20/32	20	32	45	243	2.02	4	21	744/728
FT45RM-30/13	30	13	45	213	1.83	4	21	744/728
FT45RM-40/13	40	13	45	235	1.95	4	21	744/728
FT45RM-50/13	50	13	45	270	2.30	4	21	744/728

AC 230V/50HZ



Blue=Neutral 蓝色线=零线
Brown=Life 棕色线=火线
Green/Yellow=Earth 绿/黄色线=接地线

AC 120V/60HZ




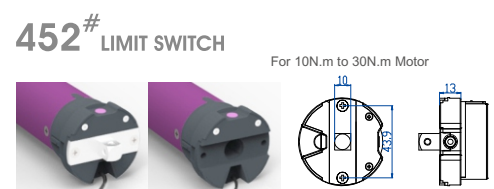
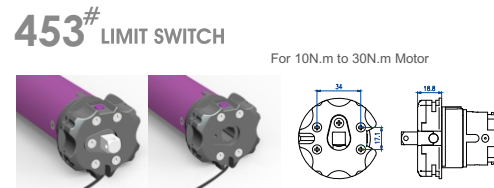
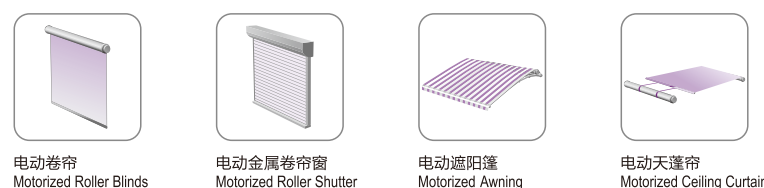
Black=Live 黑色线=火线
White=Neutral 白色线=零线
Green=Earth 绿色线=接地线

FT45E

AC Tubular Motor | 交流管状电机

Ø45

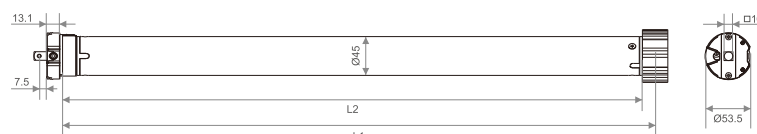
E: Electronic Radio / 电子内置接收型
Electronic Limit + Built-in Wireless Receiver + The Third Limit + Jogging & Tilt Function + Resistance And Stop Function / 电子行程限位 + 内置无线接收器 + 第三行程点 + 点动调光功能 + 遇阻停止功能



Inner Structure Picture / 电机内部结构示意图



Dimension Drawing / 电机外形尺寸图



FT45E Range - Electronic Radio Type

Product Certificate 产品认证

Motor Type 型号	Rated Torque 额定扭矩	Rated Speed 输出转速	Tube Diameter 电机外壳直径	Rated Power Input 额定功率	Rated Current 额定电流	Running Time 连续工作时间	Max Number of Turns 最大限位圈数	L1/L2 产品长度
	N.m	rpm	mm	W	A	min	Turn	mm
230V/50Hz - Ip44								
FT45E-10/15	10	15	45	125	0.54	4	∞	514/498
FT45E-10/26	10	26	45	153	0.68	4	∞	514/498
FT45E-20/15	20	15	45	153	0.68	4	∞	514/498
FT45E-20/26	20	26	45	215	0.95	4	∞	584/568
FT45E-30/15	30	15	45	205	0.93	4	∞	584/568
FT45E-40/15	40	15	45	215	0.95	4	∞	630/621
FT45E-50/12	50	12	45	230	1.02	4	∞	630/621
FT45E-60/8	60	8	45	238	1.04	4	∞	630/621
120V/60Hz - Ip44								
FT45E-10/19	10	19	45	131	1.09	4	∞	514/498
FT45E-10/32	10	32	45	160	1.33	4	∞	514/498
FT45E-20/19	20	19	45	214	1.85	4	∞	514/498
FT45E-20/32	20	32	45	243	2.02	4	∞	584/568
FT45E-30/13	30	13	45	213	1.83	4	∞	584/568
FT45E-40/13	40	13	45	235	1.95	4	∞	630/621
FT45E-50/13	50	13	45	270	2.30	4	∞	630/621



Various electronic radio tubular motors for option


AC Tubular Motor | 交流管状电机

多种电子内置接收型马达可供选择



FT45E

Electronic Limit + Built-in Wireless Receiver + The Third Limit + Jogging & Tilt Function + Resistance And Stop Function
 电子行程限位 + 内置无线接收器 + 第三行程点 + 点动调光功能 + 遇阻停止功能




FT45E/A

Electronic Limit + Built-in Wireless Receiver + The Third Limit + Jogging & Tilt Function + Resistance And Rebound To Up Limitation Function
 电子行程限位 + 内置无线接收器 + 第三行程点 + 点动调光功能 + 遇阻反弹到上行程点功能




FT45E/B

Electronic Limit + Built-in Wireless Receiver + The Third Limit + Jogging & Tilt Function + Connect Single Key Rebound Mechanic Switch + Resistance And Stop Function
 电子行程限位 + 内置无线接收器 + 第三行程点 + 点动调光功能 + 外接单键可反弹机械开关功能 + 遇阻停止功能



FT45E/C

Electronic Limit + Built-in Wireless Receiver + The Third Limit + Jogging & Tilt Function + Connect Single Key Rebound Mechanic Switch + Resistance And Rebound To Up Limitation Function
 电子行程限位 + 内置无线接收器 + 第三行程点 + 点动调光功能 + 外接单键可反弹机械开关功能 + 遇阻反弹到上行程点功能



Various electronic radio tubular motors for option

多种电子内置接收型马达可供选择

AC Tubular Motor | 交流管状电机

NEW




FT45E/D



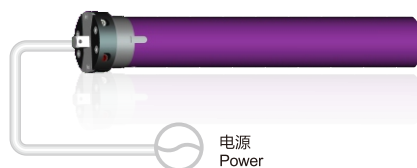
Electronic Limit + Built-in Wireless Receiver + The Third Limit + Jogging & Tilt Function + Resistance And Stop Function + Fabric Of awnings Tighten Automatically Function / 电子行程限位 + 内置无线接收器 + 第三行程点 + 点动调光功能 + 遇阻停止功能 + 遮阳篷自动收紧功能



RE07E-1/5
单通道 发射器
Single Channel Wireless Emitter



全盒式遮阳篷专用电机
Specialized for cassette awning
适用于40-50N.m电机/For 40-50N.m Motor



电源
Power

FT45ES

AC Tubular Motor | 交流管状电机




NEW

Ø45


ES: Super Short Electronic Radio / 超短型电子内置接收型
Electronic Limit + Built-in Wireless Receiver + The Third Limit + Jogging & Tilt Function + Resistance And Stop Function / 电子行程限位 + 内置无线接收器 + 第三行程点 + 点动调光功能 + 遇阻停止功能



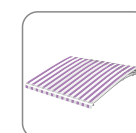
Radio Technology



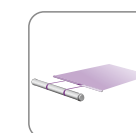
电动卷帘
Motorized Roller Blinds



电动金属卷帘窗
Motorized Roller Shutter



电动遮阳篷
Motorized Awning



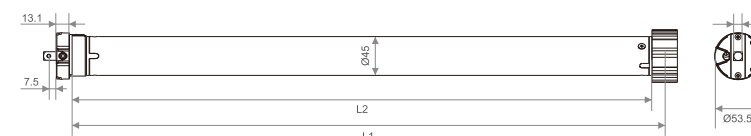
电动天蓬帘
Motorized Ceiling Curtain

Inner Structure Picture / 电机内部结构示意图



Electronic Limit + Receiver + Capacitor / 电子行程限位 + 接收器 + 电容
Motor 马达
Brake 刹车
Gearbox 减速

Dimension Drawing / 电机外形尺寸图



454 # LIMIT SWITCH



FT45ES Range - Super Short Electronic Radio Type

Product Certificate 产品认证

Motor Type 型号	Rated Torque 额定扭矩	Rated Speed 输出转速	Tube Diameter 电机外壳直径	Rated Power Input 额定功率	Rated Current 额定电流	Running Time 连续工作时间	Max Number of Turns 最大限位圈数	L1/L2 产品长度
	N.m	rpm	mm	W	A	min	Turn	mm
230V/50Hz - Ip44							CCC TÜV CE RoHS	
FT45ES-10/15	10	15	45	125	0.54	4	∞	352/370

AC 230V/50HZ



Blue=Neutral 蓝色线=零线
Brown=Live 棕色线=火线
Green/Yellow=Earth 绿/黄色线=接地线

FT45ED


AC Tubular Motor | 交流管状电机

Ø45

ED: Electronic Obstacle Detection Radio / 轻遇阻电子内置接收型
Electronic Limit + Built-in Wireless Receiver + The Third Limit + Jogging & Tilt Function + Obstacle Detection And Stop Function / 电子行程限位 + 内置无线接收器 + 第三行程点 + 点动调光功能 + 轻遇阻停止功能




可扩展双向通讯
Extension




Apply to: Max: 30N.m
适用于: 最大30N.m


Inner Structure Picture / 电机内部结构示意图



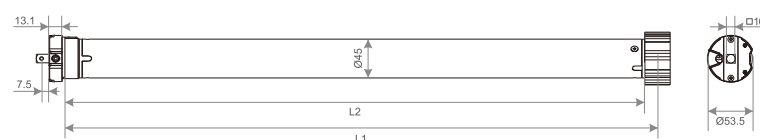
453# LIMIT SWITCH



452# LIMIT SWITCH



Dimension Drawing / 电机外形尺寸图

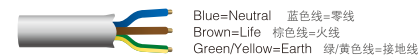


FT45ED Range - Electronic Obstacle Detection Radio Type

Product Certificate 产品认证

Motor Type 型号	Rated Torque 额定扭矩	Rated Speed 输出转速	Tube Diameter 电机外壳直径	Rated Power Input 额定功率	Rated Current 额定电流	Running Time 连续工作时间	Max Number of Turns 最大限位圈数	L1/L2 产品长度
	N.m	rpm	mm	W	A	min	Turn	mm
230V/50Hz - Ip44								
FT45ED-10/15	10	15	45	125	0.54	4	∞	534/518
FT45ED-10/26	10	26	45	153	0.68	4	∞	534/518
FT45ED-20/15	20	15	45	153	0.68	4	∞	534/518
FT45ED-20/26	20	26	45	215	0.95	4	∞	604/588
FT45ED-30/15	30	15	45	205	0.93	4	∞	604/588
120V/60Hz - Ip44								
FT45ED-10/19	10	19	45	131	1.09	4	∞	534/518
FT45ED-10/32	10	32	45	160	1.33	4	∞	534/518
FT45ED-20/19	20	19	45	214	1.85	4	∞	534/518
FT45ED-20/32	20	32	45	243	2.02	4	∞	604/588
FT45ED-30/13	30	13	45	213	1.83	4	∞	604/588

AC 230V/50HZ



AC 120V/60HZ



AC Tubular Motor | 交流管状电机

Various electronic radio tubular motors for option

多种电子内置接收型马达可供选择



OBSTACLE
DETECTION


FT45ED

Electronic Limit + Built-in Wireless Receiver + The Third Limit + Jogging & Tilt Function + Obstacle Detection And Stop Function + Fixed Size Roller Shutter
电子行程限位 + 内置无线接收器 + 第三行程点 + 点动调光功能 + 轻遇阻停止功能 + 固定尺寸卷帘




FT45ED/A

Electronic Limit + Built-in Wireless Receiver + The Third Limit + Jogging & Tilt Function + Obstacle Detection And Rebound To Up Limitation Function + Fixed Size Roller Shutter
电子行程限位 + 内置无线接收器 + 第三行程点 + 点动调光功能 + 轻遇阻反弹到上行程点功能 + 固定尺寸卷帘



FT45ED/B

Electronic Limit + Built-in Wireless Receiver + The Third Limit + Jogging & Tilt Function + Obstacle Detection And Rebound Half-cycle Function + Fixed Size Roller Shutter
电子行程限位 + 内置无线接收器 + 第三行程点 + 点动调光功能 + 轻遇阻反弹半圈功能 + 固定尺寸卷帘




FT45ED/C

Electronic Limit + Built-in Wireless Receiver + The Third Limit + Jogging & Tilt Function + Connect Single Key Rebound Mechanic Switch + Obstacle Detection And Stop Function + Fixed Size Roller Shutter
电子行程限位 + 内置无线接收器 + 第三行程点 + 点动调光功能 + 外接单键可反弹机械开关功能 + 轻遇阻停止功能 + 固定尺寸卷帘



单键可反弹开关
Single Key Rebound
Mechanic Switch



Various electronic radio tubular motors for option

多种电子内置接收型马达可供选择



OBSTACLE
DETECTION

FT45ED/D

Electronic Limit + Built-in Wireless Receiver + The Third Limit + Jogging & Tilt Function + Connect Single Key Rebound Mechanic Switch + Obstacle Detection And Rebound To Up Limitation Function + Fixed Size Roller Shutter / 电子行程限位 + 内置无线接收器 + 第三行程点 + 点动调光功能 + 外接单键可反弹机械开关功能 + 轻遇阻反弹到上行程点功能 + 固定尺寸卷帘



FT45ED/E

Electronic Limit + Built-in Wireless Receiver + The Third Limit + Jogging & Tilt Function + Connect Single Key Rebound Mechanic Switch + Obstacle Detection And Rebound Half-cycle Function + Fixed Size Roller Shutter / 电子行程限位 + 内置无线接收器 + 第三行程点 + 点动调光功能 + 外接单键可反弹机械开关功能 + 轻遇阻反弹半圈功能 + 固定尺寸卷帘



FT45ED/F

Electronic Limit + Built-in Wireless Receiver + The Third Limit + Jogging & Tilt Function + Obstacle Detection And Stop Function / Obstacle Detection And Rebound To Up Limitation Function+Two Degree Sensitivity Obstacle Detection Can Be Selected+Obstacle Detection Function Can Be Turn Off + For Different Size Roller Shutter / 电子行程限位 + 内置无线接收器 + 第三行程点 + 点动调光功能 + 轻遇阻停止功能 / 轻遇阻反弹到上行程点+二档轻遇阻灵敏度可选择+轻遇阻功能可关闭 + 适用于不同尺寸卷帘



FT45ED/G



Electronic Limit + Built-in Wireless Receiver + The Third Limit + Jogging & Tilt Function + Connect Single Key Rebound Mechanic Switch+Obstacle Detection And Stop Function / Obstacle Detection And Rebound To Up Limitation Function+Two Degree Sensitivity Obstacle Detection Can Be Selected+Obstacle Detection Function Can Be Turn Off + For Different Size Roller Shutter / 电子行程限位 + 内置无线接收器 + 第三行程点 + 点动调光功能 + 外接单键可反弹机械开关功能+轻遇阻停止功能 / 轻遇阻反弹到上行程点+二档轻遇阻灵敏度可选择+轻遇阻功能可关闭 + 适用于不同尺寸卷帘



FT45B

Ø45

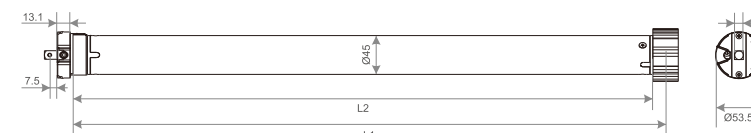
B: Button Parallel Electronic / 电子按钮型
Electronic Limit + Resistance And Stop Function / 电子行程限位+遇阻停止功能




Inner Structure Picture / 电机内部结构示意图




Dimension Drawing / 电机外形尺寸图



453# LIMIT SWITCH



451# LIMIT SWITCH



RG05
Limit Setting Device
专用行程设置器



Function support refer to page 60
功能说明请见60页

FT45B Range - Button Parallel Electronic Type

Product Certificate 产品认证

Motor Type 型号	Rated Torque 额定扭矩	Rated Speed 输出转速	Tube Diameter 电机外壳直径	Rated Power Input 额定功率	Rated Current 额定电流	Running Time 连续工作时间	Max Number of Turns 最大限位圈数	L1/L2 产品长度
	N.m	rpm	mm	W	A	min	Turn	mm
<p>230V/50Hz - Ip44</p> <p>CCC TÜV CE RoHS</p>								
FT45B-10/15	10	15	45	125	0.54	4	∞	514/498
FT45B-10/26	10	26	45	153	0.68	4	∞	514/498
FT45B-20/15	20	15	45	153	0.68	4	∞	514/498
FT45B-20/26	20	26	45	215	0.95	4	∞	584/568
FT45B-30/15	30	15	45	205	0.93	4	∞	584/568
FT45B-40/15	40	15	45	215	0.95	4	∞	584/568
FT45B-50/12	50	12	45	230	1.02	4	∞	584/568
<p>120V/60Hz - Ip44</p>								
FT45B-10/19	10	19	45	131	1.09	4	∞	514/498
FT45B-10/32	10	32	45	160	1.33	4	∞	514/498
FT45B-20/19	20	19	45	214	1.85	4	∞	514/498
FT45B-20/32	20	32	45	243	2.02	4	∞	584/568
FT45B-30/13	30	13	45	213	1.83	4	∞	584/568
FT45B-40/13	40	13	45	235	1.95	4	∞	584/568
FT45B-50/13	50	13	45	270	2.30	4	∞	584/568

AC 230V/50HZ



Black=Direction 1 黑色线=火线1
Blue=Neutral 蓝色线=零线
Brown=Direction 2 棕色线=火线2
Green/Yellow=Earth 绿/黄色线=接地线

AC 120V/60HZ



Black=Direction 2 黑色线=火线2
Red=Direction 1 红色线=火线1
White=Neutral 白色线=零线
Green=Earth 绿色线=接地线

FT45BD

AC Tubular Motor | 交流管状电机

AC Tubular Motor | 交流管状电机

Ø45

BD: Obstacle Detection Button Parallel Electronic / 轻遇阻电子按钮型

Electronic Limit + Obstacle Detection And Stop Function / Obstacle Detection And Rebound
Half-cycle Function / 电子行程限位 + 轻遇阻停止功能 / 轻遇阻反弹半圈功能




NEW



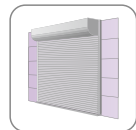
Radio Technology



电动卷帘
Motorized Roller Blinds



电动金属卷帘窗
Motorized Roller Shutter



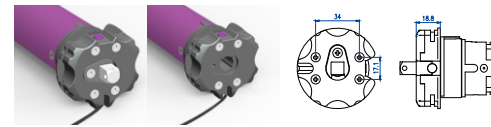
电动金属卷帘门
Motorized Roller Door

Apply to: Max: 30N.m
适用于: 最大30N.m

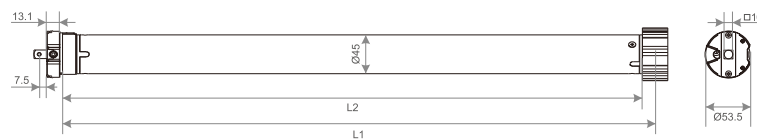
Inner Structure Picture / 电机内部结构示意图




453# LIMIT SWITCH



Dimension Drawing / 电机外形尺寸图



451# LIMIT SWITCH



FD45BD Range - Obstacle Detection Button Parallel Electronic Type Product Certificate 产品认证

Motor Type 型号	Rated Torque 额定扭矩	Rated Speed 输出转速	Tube Diameter 电机外壳直径	Rated Power Input 额定功率	Rated Current 额定电流	Running Time 连续工作时间	Max Number of Turns 最大限位圈数	L1/L2 产品长度
	N.m	rpm	mm	W	A	min	Turn	mm
230V/50Hz - Ip44								
FT45BD - 10/15	10	15	45	125	0.54	4	∞	534/518
FT45BD - 10/26	10	26	45	153	0.68	4	∞	534/518
FT45BD - 20/15	20	15	45	153	0.68	4	∞	534/518
FT45BD - 20/26	20	26	45	215	0.95	4	∞	604/588
FT45BD - 30/15	30	15	45	205	0.93	4	∞	604/588
120V/60Hz - Ip44								
FT45BD - 10/19	10	19	45	131	1.09	4	∞	534/518
FT45BD - 10/32	10	32	45	160	1.33	4	∞	534/518
FT45BD - 20/19	20	19	45	214	1.85	4	∞	534/518
FT45BD - 20/32	20	32	45	243	2.02	4	∞	604/588
FT45BD - 30/13	30	13	45	213	1.83	4	∞	604/588

AC 230V/50HZ



Black=Direction 1 黑色线=火线1
Blue=Neutral 蓝色线=零线
Brown=Direction 2 棕色线=火线2
Green/Yellow=Earth 绿/黄色线=接地线

AC 120V/60HZ



Black=Direction 2 黑色线=火线2
Red=Direction 1 红色线=火线1
White=Neutral 白色线=零线
Green=Earth 绿色线=接地线

E TYPE Function Support

E型电机功能支持

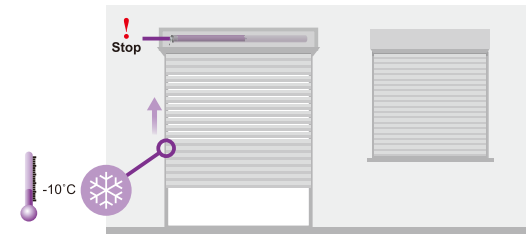
E: Electronic Radio / 电子内置接收型

Electronic Limit + Resistance And Stop Function + Built-in Wireless Receiver + Set Up And Down Limit Automatically + The Third Limit + Jogging & Tilt Function + Connect Switch
 电子行程限位+遇阻停止功能+内置无线接收器+自动设上下行程+第三行程点+点动调光功能+外接开关功能

Up Resistance And Stop Function / 上遇阻停止功能

When the roller shutter freezes in winter, the motor can ascertain resistance and stop working to protect the roller sheet of the roller shutter.

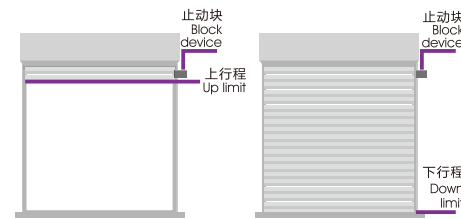
当金属卷帘窗在冬天结冰后，马达能够自动感知阻力并停止工作，从而有效保护金属卷帘窗。



Set Up And Down Limit Automatically Or By Manually / 手动或自动设置上下行程

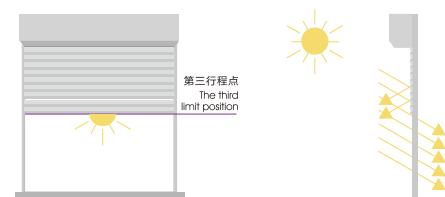
Up resistance: Request a block device on the top of roller shutter.
 Down resistance: Work with anti-upward pedrail.

上遇阻：要求在金属卷帘窗的顶部有一个止动块。
 下遇阻：要求配合防上推支架使用。



Set The Third Limit Position / 设置第三行程点

Besides up and down limit points offer a third limitation.
 除了上下行程限位还提供第三个第三行程限位点。



30 Days Automatically Adjust Limit / 30天自动校准行程


Only apply to max 20N.
 只适用于最大20N.m。

Connect Single key Rebound Mechanic Switch

外接单键可反弹机械开关

Support to single rebound switch.


可以在没有遥控器的情况下，控制电机运行。



Jogging & Tilt Function / 设置点动调光功能

Jogging & tilt function, namely venetian blinds light adjusting.

点动调光功能，即百叶帘调光功能。



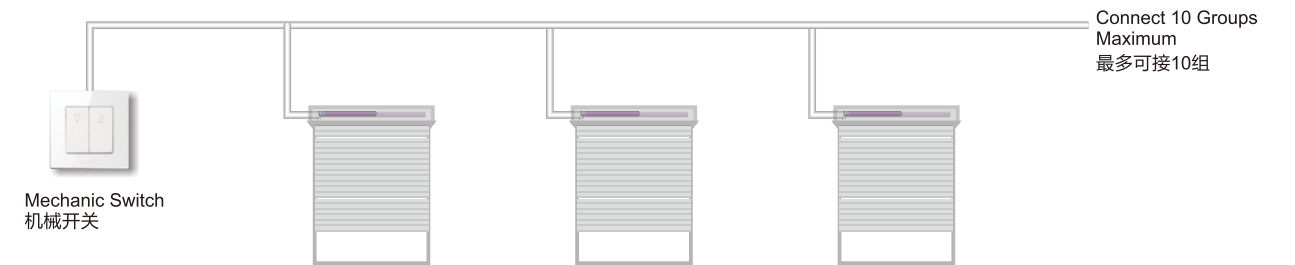
B TYPE Function Support

B型电机功能支持

B: Button Parallel Electronic / 电子按钮型

Electronic Limit + Resistance And Stop Function + Limit Setting By Button + Limit Setting By Limit Setting Device + Parallel Wiring
 电子行程限位+遇阻停止功能+按钮设定行程+专用设置器设定行程+并联布线

Parallel Control Of B Type / 并联控制方式

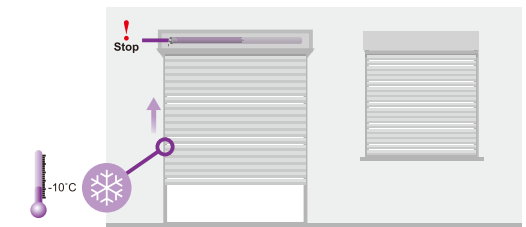


Support to mechanic switch, can control the roller shutter up and down.
 支持机械开关，能够控制卷帘窗上行或下行。

Up Resistance And Stop Function / 上遇阻停止功能

When the roller shutter freezes in winter, the motor can ascertain resistance and stop working to protect the roller sheet of the roller shutter.

当金属卷帘窗在冬天结冰后，马达能够自动感知阻力并停止工作，从而有效保护金属卷帘窗。



How To Set The Limitation / 如何设置行程

A: Setting limit position through the mechanic switch 通过配合机械开关来设置行程



Press limit setting button to set the up or down position.

通过按行程头上的按钮来设置上或者下行程。

B: Setting limit position through limit setting device 通过行程设置器来设置行程



Set the up and down limit position with the special limit setting device. Then disassemble the limit setting button after the setting is finished. And assemble the normal mechanic switch.

通过专用的行程设置器来设置上或者下行程限位。在设置完成后可拆除行程设置器，然后接上普通的机械开关。